


**V/S**



# Product Catalog

*Agile furniture solutions by VS*



Curious minds and growing bodies absolutely need freedom. ***To twist. Flex. And fidget.*** Leading with ergonomics. That's our priority. And what leads to **greater comfort, better health, and higher performance.**

## Contents

Seating.....	12
Soft Seating.....	68
Shift+ .....	82
Tables.....	100
Storage .....	136
Mobile Screens & Partition Walls .....	188
Materials.....	196

**Educational Furniture.** VS has always been focused on designing inspiring spaces for learning. As one of the leading manufacturers of school furniture and a full-range supplier with a wide portfolio, this is what we offer our customers: comprehensive, stimulating furniture solutions for educational establishments. In addition, we offer an extensive range of services such as planning, project support, and customer service.

Our products stand out for their quality, functionality, and durability, as has been proved by comparisons worldwide. Sustainability is extremely important to us, as is safety.

We hope you enjoy browsing, discovering new ideas, and planning your space! If you need answers to any questions, advice, or project support, our qualified customer support staff will be delighted to assist you personally.





## Ahead of the curve — *since 1898.*



VS America, Inc. provides highly adaptable, ergonomic, and environmentally-friendly educational furniture solutions which allow for the creation of agile learning environments across K-12 schools, colleges, libraries, and more.

VS America originates from a history of ergonomic innovation that dates back to 1898 with VS Vereinigte Spezialmöbelfabriken GmbH & Co. KG in Germany, the leading manufacturer of educational furniture. Focused on best practices for educational facilities, **VS develops flexible, sustainable furniture of the highest quality and design for all learning environments.**

At VS, we believe successful learning should balance the needs of the body, mind, and soul. **We always encourage mobility and natural curiosity.** From our fully adjustable chairs to modular tables that encourage collaboration, we believe that learning is an active process. When students engage their senses while learning, the long-term benefits include a heightened focus, stronger motivation, and a sense of well-being.

VS' innovative and integrative products continue to inspire creativity, promote autonomy, and encourage collaboration throughout educational facilities worldwide.



# Reliable, sustainable — *responsible.*

As a large, family-owned company, VS stands for a reliable, responsible, and independent business approach. The company has adopted a long-term strategy geared towards sustainability. This has given it its successful competitive position.

## **Continuity at the company site**

VS develops and manufactures all its products directly at its headquarters in Tauberbischofsheim, Germany, and continuously invests in modern production facilities and highly efficient processes. This results in the creation of economically attractive furniture with exceptional functionality.

## **Facts:**

- VS was founded in 1898 as Vereinigte Schulbankfabriken; one of the milestones in the company's history was the development of the wooden skid chair in 1950.
- VS is a family-owned company; its Managing Director is Philipp Müller.
- VS is a member of the UN Global Compact initiative, and as such has pledged to act as a role model in the observance and constant

monitoring of ethical, social, and ecological business standards.

## **Quality and environmental standards:**

- Quality management system according to DIN EN ISO 9001
- Environmental management system according to DIN EN ISO 14001
- Energy management system according to DIN EN ISO 50001
- VS is proud to be one of the first companies in the world to receive the Level 3 certification from the European furniture association FEMB.
- In addition, VS products have been awarded a range of quality and environmental certificates by external institutes, for example the BIFMA Level 3 sustainability certificate, the Cradle to Cradle certificate, the GS label for tested safety, the LGA pollutant-tested label, the AGR Healthy Back Campaign quality label (Aktion gesunder Rücken e.V.), the GREENGUARD certificate, and more.





## *Make **peace** with fidgeting.*

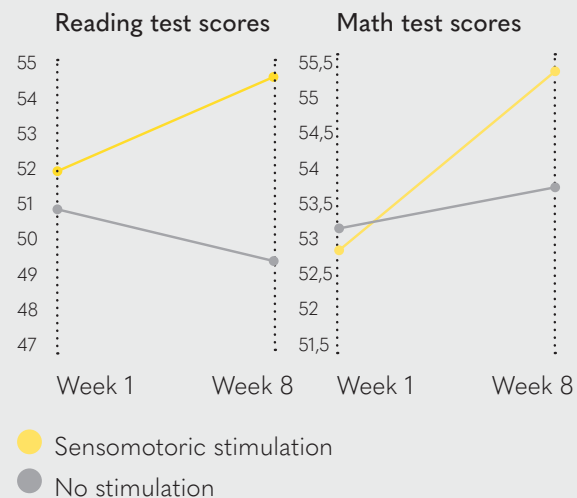
Children in particular, whose physical and mental development processes are not yet complete, **require more regular movement stimuli than adults.** That's how we can also explain the everyday image of students tipping their chair back to balance it on two legs – their unconscious is ordering them to move in order to prevent emotional, mental, and physical disorganization.

Elementary school-age children cannot sit still for longer than one minute, on average. And it's suggested that young people and adults shouldn't hold a body posture for longer than 15 to 20 minutes.

### **As soon as muscle fibers are activated, there are positive effects for body, mind, and soul:**

- Blood circulation is increased, organs such as the brain receive more oxygen
- Biochemical messenger substances are released that lead to positive metabolic outcomes (including hormones, proteins, enzymes) for fat and sugar metabolism and promote neuroplasticity (growth and wiring of nerve cells)
- Students are more emotionally engaged and there is a positive impact on school performance

Research supports that **low-intensity activities promote good health when done regularly** (Banzer 2011; Levine 2002; Burzynska et al. 2014; Altenburg et al. 2015). Jean Piaget, psychologist, showed that sensomotoric skills are foundational to a child's development, and a lack of proprioceptive experiences can lead to issues with posture, concentration, and learning. Conversely, integrating exercise into school life has been linked to improved academic performance.



(Project "Schnecke" by the Ministry of Education in the State Hessen/Germany 2014)


### **Movement stimulates higher test scores.**

Studies show that students with regular movement breaks have significantly better test scores. Even small, responsive changes like flexible seating can improve performance. Movement is integral to thinking and learning, with everyday activities (e.g., fidgeting) being essential for cognitive and physical health.

“Watching a child makes it  
obvious that **development  
of body and mind**  
comes through *movement*.”

– Maria Montessori

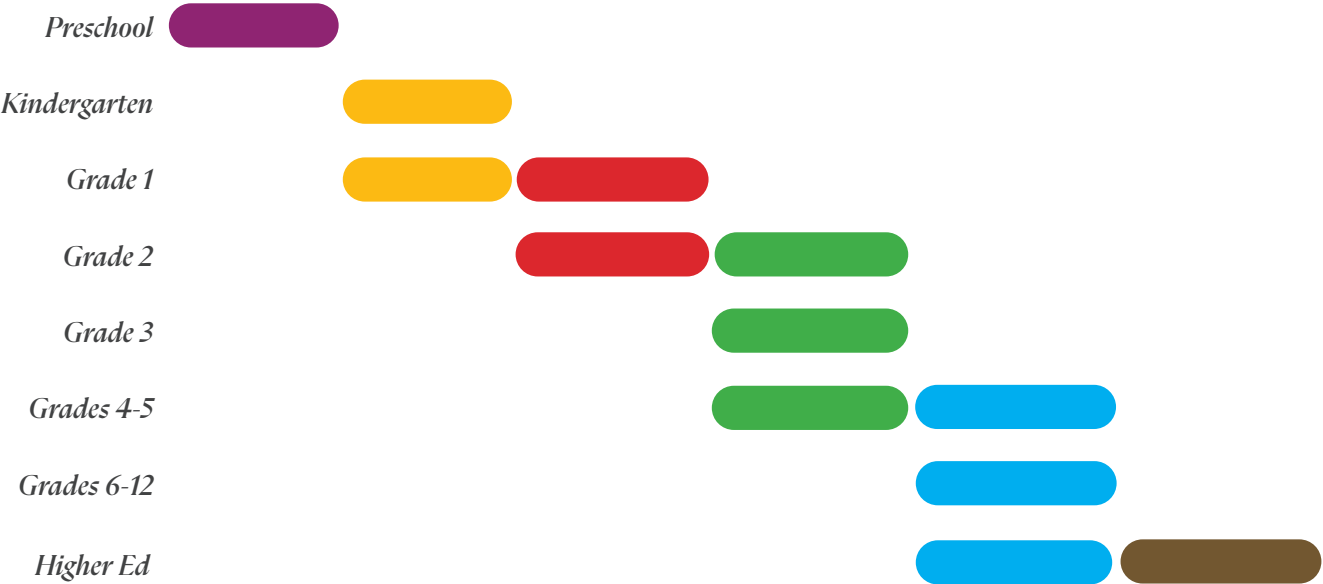
# Size Guide



3'6" - 4'      3'9" - 4'7"      4'4" - 5'2"      4'9" - 5'9"      5'2" - 6'2"      5'8" - 6'9"

Shell Size	S		M		L (Comfort XL)	XL
	2	3	4	5	6	7
Seat Height	12.25	13.8	15	16.95	18.15	20.1
Table Height	20.9	23.25	25.2	28	29.95	32.3
Standing Table Height			34.65		41.75	47.25

## Recommendations by Grade Level



### Seating Chart Recommendation:

One size **does not** fit all—customizing seating enhances collaboration and productivity.

## Choosing *the right sizes for you.*

VS' tables and chairs are ergonomically designed. Their outstanding ergonomic properties are confirmed by the quality label awarded by the Healthy Back Campaign (*Aktion Gesunder Rücken e.V.*).

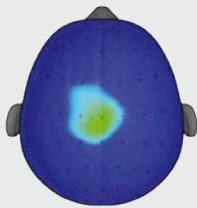
Correct sitting and ergonomic working can only be achieved when the student's chair is regularly adapted to suit their height. In the DIN EN 1729 standard, body height and seat/table height have been correlated and six table and seat sizes have been determined. The decisive factor is the regular checking of the size and individual selection because the height of students in one class depends on their individual development and can vary considerably. In other words, each student needs a chair and table which suits his or her height.

Children vary in size. This is why they often sit at furniture combinations that are not suited for them. Appropriately sized furniture is essential for optimum concentration levels and growth. Without correctly sized furniture, students could suffer from posture damage, and head and back pain.

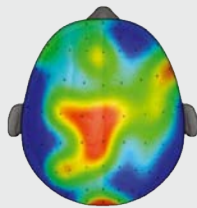
The six chair sizes can be easily recognized by their colored dots. They range from a seat height of 12.25 inches in size 2 up to a seat height of 20.1 inches in size 7. The corresponding sit at table heights range from 20.9 inches to 32.3 inches. This range provides students, whether they are 3 foot 6 inches or 6 foot 9 inches tall, with the correct sitting and working conditions.

**Physical activity is not only healthy, it's smart. —**

*Consider the evidence.*



No Exercise



Exercise

# Movement *is the way forward.*

Thinking and learning do not just happen in the head. From the moment of birth until an advanced age, the body is an integral part of well-being and of all intellectual processes. This also includes many intuitive activities that most of us are not even aware of and that emerge rather incidentally.

Researchers refer to these as “Non-exercise activity thermogenesis” (NEAT) (Levine 2002). They include all musculature activities that are not consciously organized and include everyday physical activities such as moving a chair back and forth, intuitive changes of position when standing or working on the floor, moving one’s hands while talking, and even nervous foot-tapping.

## **Interior design contributes to an enriched learning environment.**

Neuroscientific research highlights how enriched environments stimulate neuroplasticity and enhance learning. An active learning environment improves brain function and memory. **Regular physical activity has cognitive benefits, especially for children with ADHD.** The benefits of movement extend to long-term health and academic success.

***Interaction between an organism and its environment can lead to important neurobehavioral changes – having a powerful effect on brain functions and structure, on learning and memory functions.***

(Ickes et al., 2002 / KEMPERMANN et al., 1997 / ROJAS VEGA et al., 2010)

## **Ergo-Dynamics**

Furniture in learning spaces plays a crucial role in influencing learning behavior and social interactions, offering opportunities for posture changes and movement. Research shows that relying solely on traditional furniture, like chairs and tables, leads to physical and mental health issues. **Studies highlight the dangers of passive sitting, with low energy expenditure linked to obesity, type II diabetes, high blood pressure, dementia, and even cancer** (Dunstan et al. 2012; Katzmarzyk et al. 2009; Haly et al. 2017; Healy et al. 2008). In Western culture, children often sit for up to 10 hours a day, with poor posture, creating a harmful pattern that needs to be addressed.

## People aged...

- 6 –10 should not sit still more than 5 minutes at a time.
- 11 – 15 should not sit still more than 10 minutes at a time.
- 16+ should not sit still more than 20 minutes at a time.

A healthy recommendation for the school day.

- 50% sitting (dynamic sitting on agile chairs)
- 30% standing
- 20% movement within the space



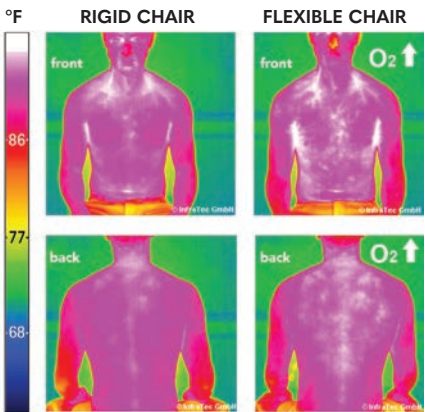


# Seating *opens up* the conversation.

When you specify chairs, they should enable a high degree of freedom in your learning space. Easily adjustable to individual body heights. And flexible enough to respond to free flowing body movements.

It's key to understand that students at any age are not able to sit still for long periods of time. Having the ability to sit, stand, and move around is always optimal for healthy, growing, and often fidgety bodies. That's why chairs should not be used for long-term sitting and should feature agile, three-dimensional sitting, enabling micro and macro movements.

Multi-dimensional seat mobility promotes the right kinds of complex interactions between legs, pelvis, spine, shoulders, and head. In particular, "unlocking" of the pelvis is very important. The biomechanical analysis of the body shows pelvic movement activates the entire muscular and skeletal systems, benefiting the body in myriad ways.



**FIGURE FROM: LUDWIG AND BREITHECKER 2008**  
On the top right quadrant, you'll see a significant increase of oxygen supply while seated on a chair with 3D function. Compare this image to the left-hand side, which shows how sitting in a rigid chair leads to deficient circulation.

# Seating

---



Product information

JUMPER Air Stool

Four-legged stool, height-adjustable swivel stool.

Four-legged stool.

**Frame** made from welded, powder-coated, or chrome-plated round steel tube. The stool is stackable (see table).

**Stool** in 5 fixed heights.

**Seat** made from double-walled, structured polypropylene (Air) for comfortable sitting with air cushion effect, with rounded corners and concealed frame attachment.

**Equipment and options:** Glides or casters for hard or soft floors or 2-component universal glides.

Height-adjustable swivel stool.




**Frame** consisting of an aluminum star-foot and plastic-covered gas spring mechanism.

**Height-adjustable** and swiveling stool.

**Seat shell** made from double-walled, structured polypropylene (Air) for comfortable sitting with air cushion effect, with rounded corners and concealed frame attachment.

**Equipment and options:** Glides or casters for hard or soft floors or 2-component universal glides.

**The following material groups are available:** Frame made of steel tube: M1,(chrome-plated); Seat: C4.

		Seating heights (± 0.4 in) for students' stools ● 3 = 13.8 in ● 4 = 15 in ● 5 = 16.95 in ● 6 = 18.15 in ● 7 = 20.1 in				
JUMPER Air Stool	Fix			33700	33702	
	Lift					33714
		Fixed height		3 4 5 6 7	6	
		Variable height adjustment				15.4-20.4 in (4 5 6 7)
		Seat w×d in		13.4×13.4		
		Stacking height		10		
		Height increase with castors in				+ 1



#### Product information

### JUMPER Air Stool Plus

#### High stool.


**Frame** made from welded, powder-coated, or chrome-plated round steel tube with footrest. The stool is stackable (see table).

**Stool** in 5 fixed heights.

**Seat** made from double-walled, structured polypropylene (Air) for comfortable sitting with air cushion effect, with rounded corners and concealed frame attachment.

**Equipment and options:** Glides for hard floors, soft floors, or 2-component universal glides.

**The following material groups are available:** Frame made of steel tube: M1,(chrome-plated); Seat: C4.

							
JUMPER Air Stool Plus			<b>33704</b>	<b>33706</b>	<b>33708</b>	<b>33710</b>	<b>33712</b>
	Total h in		24.05	28.35	29.95	31.15	32.7
	Seat to foot position h in		18.15				
	Seat w×d in		13.4×13.4				
	Optimum table height in		33.1-35.85	37.45-40.2	39-41.75	40.2-42.95	41.75-44.5
	Stacking height		7				



Product information

JUMPER Air Active

Forward-flexing cantilever student chair.



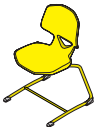
**Frame** made from bent, powder-coated, or chrome-plated round steel tube. For sizes 4-7 with extra sturdy cross-strut between the skids. The chair is stackable (see table).

**Chair sizes** in 6 fixed heights in accordance with DIN EN 1729.

**Seat shell** made from double-walled, structured polypropylene (Air) for comfortable sitting with air-cushion effect, with concealed frame attachment and grip hole. Seat shell available in 4 sizes. Comfort model for sizes 5 and 6 offer a larger seat shell for added comfort.

**Equipment and options:** Glides for hard floors, soft floors, or 2-component universal glides.

**The following material groups are available:** Frame made of steel tube: M1,(chrome-plated); Seat and backrest: C4.

		Seating heights (± 0.4 in) for students' chairs ● 2 = 12.25 in ● 3 = 13.8 in ● 4 = 15 in ● 5 = 16.95 in ● 6 = 18.15 in ● 7 = 20.1 in				
JUMPER Air Active				33400		
	Comfort					33401
	Fixed height			2 3	4 5 6 7	
	Fixed height in					16.95(18.15)
	Seat shell			S S	M M L XL	L XL
	Stacking height			5		



Product information



**JUMPER Air Active**  
**Forward-sprung cantilever teacher chair.**

**Frame** made from bent, powder-coated, or chrome-plated round steel tube. Comes with extra sturdy cross-strut between the skids. The chair is stackable (see table).

**Seat shell** made from double-walled, structured polypropylene (Air) for comfortable sitting with air-cushion effect. The shell is manufactured with an inset groove for concealed frame attachment and is available in size L. Optionally available with upholstered seat consisting of plastic core with taut fabric cover.

**Equipment and options:** Glides for hard floors, soft floors, or 2-component universal glides.

**The following material groups are available:** Frame made of steel tube: M1,(chrome-plated); Seat and backrest: C4; Fabric cover: S40,46,51,52,64,74,78,79,80,82.

	Upholstery: Seat 0.6 in.			
<b>JUMPER Air Active</b>			<b>33400</b>	<b>33402</b>
	Seat w×h×d		17.35×18.15×16.75	17.95×18.75×16.75
	Total w×h×d		20.7×32×20.6	
	Seat shell		L	
	Stacking height		5	



Product information







JUMPER Air Active  
Forward-flexing cantilever chair.

**Frame** made from bent, powder-coated, or chrome-plated round steel tube. The chair and armrest chair are stackable (see table).

**Seat shell** made from double-walled, structured polypropylene (Air) for comfortable sitting with air-cushion effect. The shell is manufactured with an inset groove for concealed frame attachment and is available in sizes L and XL. Optionally available with upholstered seat, or all-around upholstery, each with taut fabric cover.

**Equipment and options:** Glides for hard floors, soft floors, or 2-component universal glides.

**The following material groups are available:** Frame made of steel tube: M1,(chrome-plated); Seat and backrest: C4,(white); Fabric cover: S40,46,51,52,64,74,78,79,80,82.

	Upholstery: Seat 0.6 in. Backrest 0.4 in.						
JUMPER Air Active		33410	33412	33413	33415	33416	33417
	Seat w×h×d	18.55×18.35×18.15	19.1×18.9×18.15	18.55×18.35×18.15	19.1×18.9×18.15	17.35×18.15×16.75	17.95×18.75×16.75
	Total w×h×d	21×33.45×21.55	21×33.65×21.55	24.25×33.45×21.55	24.25×33.65×21.55	20.45×32×20.3	
	Armrest h		26.35				
	Seat shell	XL					L
	Stacking height	5			3	5	





#### Product information

### JUMPER Air Move

#### Height-adjustable swivel student chair.


**Frame** consisting of an aluminum star-foot and plastic-covered gas spring mechanism. Available as Fixed model with non-adjustable seat height or height-adjustable Lift model.

**Chair** in fixed height or height-adjustable options.

**Seat shell** made from double-walled, structured polypropylene (Air) for comfortable sitting with air-cushion effect, with concealed frame attachment and grip hole.

**Equipment and options:** Casters for hard floors or soft floors; plastic, felt, or 2-component universal glides. With piggyback hook for chair suspension on tabletops. Lift models optionally available with adjustable foot ring and with particularly easy-to-use 3D rocking mechanism. Model 33502 with reduced weight gas spring mechanism suitable for children.

**The following material groups are available:** Foot of aluminum: M1; Seat and backrest: C4.

		Seating heights ( $\pm 0.4$ in) for students' chairs ● 3 = 13.8 in ● 4 = 15 in ● 5 = 16.95 in ● 6 = 18.15 in ● 7 = 20.1 in  When fitted with castors, the height increases by 0.95 in.			
JUMPER Air Move	Fix			33501	
	Lift				33502 33506
		Fixed height		6	
		Variable height adjustment			13.8-17.3 in (3 4 5) 16.5-21.5 in (5 6 7)
		Seat shell		L M L	



Product information

JUMPER Air Move HS  
Height-adjustable swivel student chair for multi-year environments.

**Frame** consisting of an aluminum star-foot and plastic-covered gas spring mechanism.  
**Chair for raised sitting** at 28" high tables.  
**Seat shell** made from double-walled, structured polypropylene (Air) for comfortable sitting with air-cushion effect, with concealed frame attachment and grip hole.  
**Equipment and options:** Casters for hard floors or soft floors; plastic, felt, or 2-component universal glides. With piggyback hook for chair suspension on tabletops. Optionally available with adjustable foot ring and with particularly easy-to-use 3D rocking mechanism.  
**The following material groups are available:** Foot of aluminum: M1; Seat and backrest: C4.

		Seating heights (± 0.4 in) for students' chairs ● 3 = 13.8 in ● 4 = 15 in ● 5 = 16.95 in  When fitted with castors, the height increases by 0.95 in.			
JUMPER Air Move HS	Lift				33503
		Variable height adjustment			16.5-21.5 in (345)
		Seat shell			M
		Optimum table height in			28



#### Product information

### JUMPER Air Move

#### Height-adjustable swivel chair for kindergarten teachers.



**Frame** consisting of an aluminum star-foot and plastic-covered gas spring mechanism.

**Chair sizes** optimized for kindergarten teachers and adjustable to particularly low seat heights for eye-level work with children.

**Seat shell** made from double-walled, structured polypropylene (Air) for comfortable sitting with air-cushion effect, with concealed frame attachment and grip hole. Optionally available with upholstered seat consisting of plastic core with taut fabric cover.

**Equipment and options:** Casters for hard floors or soft floors; plastic, felt, or 2-component universal glides. With piggyback hook for chair suspension on tabletops. Optionally available with particularly easy-to-use 3D rocking mechanism.

**The following material groups are available:** Frame made of steel tube: M1,(chrome-plated); Seat and backrest: C4; Fabric cover: S40,46,51,52,64,74,78,79,80,82.

		Upholstery: Seat 0.6 in.			
		When fitted with castors, the height increases by 0.95 in.			
JUMPER Air Move	Kita (Low)			33538	33537
		Seat w×h×d		17.95×14.3-17.85×16.75	17.35×13.75-17.25×16.75
		Total w×h×d		23.65×28-31.5×23.65	
		Seat shell		L	



Product information

JUMPER Air Move







Height-adjustable swivel chair for seated and standing workplaces.

**Frame** consisting of an aluminum star-foot and plastic-covered gas spring mechanism. **Plus** model for raised seated/standing workplaces with casters that lock when subjected to weight, and a height-adjustable foot ring that can be adjusted in 1.2" increments. Available as both a chair and armrest chair.

**Seat shell** made from double-walled, structured polypropylene (Air) for comfortable sitting with air-cushion effect, with concealed frame attachment and grip hole. Optionally available with upholstered seat or all-round upholstery, each with taut fabric cover.

**Equipment and options:** Depending on the model, casters for hard floors or soft floors; plastic, felt, or 2-component universal glides. Optionally available with particularly easy-to-use 3D rocking mechanism.

**The following material groups are available:** Frame made of steel tube: M1,(chrome-plated, high polished Alu); Seat and backrest: C4,(white); Fabric cover: S40,46,51,52,64,74,78,79,80,82.

		Upholstery: Seat 0.6 in. Backrest 0.4 in.						
JUMPER Air Move	Lift		33510	33512	33513	33515		33517
		Seat w×h×d	18.55×17.6-22.6×18.15	19.1×18.2-23.2×18.15	18.55×17.6-22.6×18.15	19.1×18.2-23.2×18.15		17.95×17.1-22.05×16.75
		Total w×h×d	27.05×33.4-38.4×27.05	27.05×32.75-37.8×27.05	27.05×33.4-38.4×27.05	27.05×32.75-37.8×27.05		23.7×30.75-35.8×23.7
		Armrest h			26.-31.05			
		Seat shell	XL					L
		Height increase with castors	+ 0.4					+ 0.95
	Plus		33520	33522	33523	33525	33526	33527
		Seat w×h×d	18.55×20.9-30.65×18.15	19.1×21.5-31.25×18.15	18.55×20.9-30.65×18.15	19.1×21.5-31.25×18.15	17.35×19.85-29.6×16.75	17.95×20.4-30.2×16.75
		Total w×h×d	27.05×36.7-46.5×27.05	27.05×37.3-47.1×27.05	27.05×36.7-46.5×27.05	27.05×37.3-47.1×27.05	23.7×34.05-43.8×23.7	
		Armrest h			29.35-39.1			
		Seat shell	XL					L
		Height increase with castors	- 0.08					+ 0.95



Product information

JUMPER Air Four  
Four-legged student chair.

**Frame** made from bent, powder-coated, or chrome-plated round steel tube. The chair is stackable (see table).



**Chair sizes** in 6 fixed heights in accordance with DIN EN 1729.

**Seat shell** made from double-walled, structured polypropylene (Air) for comfortable sitting with air-cushion effect, with concealed frame attachment and grip hole. Seat shell available in 4 sizes.

**Equipment and options:** Glides or casters for hard or soft floors or 2-component universal glides.

**Accessories:** Stacking trolley model 31198 for 1 stack of chairs (Size 6).

**The following material groups are available:** Frame made of steel tube: M1,(chrome-plated); Seat and backrest: C4.

	Seating heights (± 0.4 in) for students' chairs ● 2 = 12.25 in ● 3 = 13.8 in ● 4 = 15 in ● 5 = 16.95 in ● 6 = 18.15 in ● 7 = 20.1 in			
JUMPER Air Four			33300	33319
	Fixed height		2 3 4 5 6 7	
	Seat shell		S S M M L XL	
	Stacking height		5	



Product information

**JUMPER Air Four Plus**  
**Chair for high sitting.**





**Frame** made from bent, powder-coated, or chrome-plated round steel tube. The chair is stackable (see table).

**Chairs** in 4 fixed heights for sitting at sit-stand or stand-at tables.

**Seat shell** made from double-walled, structured polypropylene (Air) for comfortable sitting with air-cushion effect, with concealed frame attachment and grip hole.

**Equipment and options:** Glides for hard floors, soft floors, or 2-component universal glides.

**The following material groups are available:** Frame made of steel tube: M1,(chrome-plated); Seat and backrest: C4.

						
JUMPER Air Four Plus			33304	33305	33306	33307
	Seat w×h×d in		17.35×24.05×16.75	17.35×28.35×16.75	17.35×29.95×16.75	17.35×32.7×16.75
	Total w×h×d in		20.4×37.45×21.85	20.6×41.75×22.55	20.65×43.35×23.55	20.65×46.15×24.5
	Distance of seat to floor in		24.05	28.35	29.95	32.7
	Distance of seat to foot position h in			18.15		
	Optimum table height in		33.1-35.85	37.45-40.2	39-41.75	41.75-44.5
	Seat shell			L		
	Stacking height			5		



#### Product information

### JUMPER Air Four


#### Four-legged teacher chair.

**Frame** made from bent, powder-coated, or chrome-plated round steel tube. The chair is stackable (see table).

**Seat shell** made from double-walled, structured polypropylene (Air) for comfortable sitting with air-cushion effect, with concealed frame attachment and grip hole. Optionally available with upholstered seat consisting of plastic core with taut fabric cover.

**Equipment and options:** Glides or casters for hard or soft floors or 2-component universal glides.

**The following material groups are available:** Frame made of steel tube: M1,(chrome-plated); Seat and backrest: C4; Fabric cover: S40,46,51,52,64,74,78,79,80,82.

		Upholstery: Seat 0.6 in.			
JUMPER Air Four				<b>33316</b>	<b>33317</b>
		Total w×h×d		20.2×31.9×20.85	
	Castors			<b>33320</b>	<b>33321</b>
		Total w×h×d		21.1×31.5×21.8	
		Seat w×h×d		17.35×18.15×16.75	17.95×18.75×16.75
		Seat shell		L	
		Stacking height		5	





Product information

JUMPER Air Four  
Four-legged chair.







**Frame** made from bent, powder-coated, or chrome-plated round steel tube. The chair and armrest chair are stackable (see table).

**Seat shell** made from double-walled, structured polypropylene (Air) for comfortable sitting with air-cushion effect, with concealed frame attachment and grip hole. Optionally available with upholstered seat or all-around upholstery, each with taut fabric cover.

**Equipment and options:** Glides or casters for hard or soft floors or 2-component universal glides.

**Accessories:** Stacking trolley model 31198 for 1 stack of chairs.

**The following material groups are available:** Frame made of steel tube: M1,(chrome-plated); Seat and backrest: C4,(white); Fabric cover: S40,46,51,52,64,74,78,79,80,82.

		Upholstery: Seat 0.6 in. Backrest 0.4 in.						
JUMPER Air Four			33310	33312	33313	33315	33316	33317
		Total w×h×d	21.2×33×22.3	21.2×33.3×22.45	24.25×33×22.3	24.25×33.3×22.45	20.2×31.9×20.85	
	Castors		33323	33325	33326	33328	33320	33321
		Total w×h×d	22.05×33×24.5	22.05×33.3×24.5	24.1×33×23	24.1×33.3×33.6	21.1×31.5×21.8	
		Seat w×h×d	18.55×18.15×18.15	19.1×18.75×18.15	18.55×18.15×18.15	19.1×18.75×18.15	17.35×18.15×16.75	17.95×18.75×16.75
		Armrest h	25.8					
		Seat shell	XL				L	
		Stacking height	5		3		5	



#### Product information

### JUMPER Air Meet







#### Backward-flexing cantilever chair.

**Frame** made from bent, powder-coated, or chrome-plated round steel tube. The chair and armrest chair are stackable (see table).

**Seat shell** made from double-walled, structured polypropylene (Air) for comfortable sitting with air-cushion effect, with concealed frame attachment and grip hole. Optionally available with upholstered seat or all-round upholstery, each with taut fabric cover.

**Equipment and options:** Glides for hard floors, soft floors, or 2-component universal glides.

**The following material groups are available:** Frame made of steel tube: M1,(chrome-plated); Seat and backrest: C4,(white); Fabric cover: S40,46,51,52,64,74,78,79,80,82.

	Upholstery: Seat 0.6 in. Backrest 0.4 in.						
JUMPER Air Meet		33610	33612	33613	33615	33616	33617
	Seat w×h×d	18.55×18.6×18.15	19.1×19.15×18.15	18.55×18.6×18.15	19.1×19.15×18.15	17.35×18.6×16.75	17.95×19.2×16.75
	Total w×h×d	20.95×35×22.45	20.95×35.2×22.45	24.25×35×22.45	24.25×35.2×22.45	20.2×33.45×20.7	
	Armrest h			27.3			
	Seat shell	XL				L	
	Stacking height	5		3		5	



## Product information

## JUMPER Ply Stool

**Four-legged stool, height-adjustable swivel stool.**

**Four-legged stool.**

**Frame** made from welded, powder-coated, or chrome-plated round steel tube. The stool is stackable (see table).

**Stool** in 5 fixed heights.

**Seat** made from plywood (Ply) with anti-slip paint, with rounded corners and hidden frame attachment. Optionally available with upholstered seat.

**Equipment and options:** Glides or casters for hard or soft floors or 2-component universal glides.

**Height-adjustable swivel stool.**

**Frame** consisting of an aluminum star-foot and plastic-covered gas spring mechanism.







**Height-adjustable** and swiveling stool.

**Seat** made from plywood (Ply) with anti-slip paint, with rounded corners and hidden frame attachment. Optionally available with upholstered seat.

**Equipment and options.** Glides or casters for hard or soft floors or 2-component universal glides.

**The following material groups are available:** Frame made of steel tube: M1,(chrome-plated); Seat: H1,(natural oak);

Fabric cover: S46,51,52,74,78,79,80.

		Seating heights (± 0.4 in) for students' stools	     						
JUMPER Ply Stool	Fix		33750		33752		33753		
		with upholstery		33751		33753			
	Lift						33764		
		with upholstery						33765	
		Fixed height	34567	67		6			
		Variable height adjustment					14.3-19.35 in (4567)		14.9-19.95 in (4567)
		Seat w×d in					13.4×13.4		
		Stacking height	10						
	Height increase with castors mm							+ 1	



## High stool.


**Stool** in 5 fixed heights.

**Seat** made from plywood (Ply) with anti-slip paint, with rounded corners and hidden frame attachment. Optionally available with upholstered seat.

**Equipment and options.** Glides for hard floors, soft floors, or 2-component universal glides.

**The following material groups are available:** Frame made of steel tube: M1,(chrome-plated); Seat: H1,(natural oak);

Fabric cover: S46,51,52,74,78,79,80.

											
JUMPER Ply Stool Plus		33754		33756		33758		33760		33762	
	with upholstery		33755		33757		33759		33761		33763
	Total h in	24.05		28.35		29.95		31.15		32.7	
	Seat to foot position h in	18.15									
	Seat w*d in	13.4×13.4									
	Optimum table height in	33.1-35.85		37.45-40.2		39-41.75		40.2-42.95		41.75-44.5	
	Stacking height	7									



Product information

JUMPER Ply Active  
Forward-flexing cantilever student chair.




**Frame** from bent, powder-coated, or chrome-plated round steel tube. For sizes 4-7 with extra sturdy cross-strut between the skids. The chair is stackable (see table).

**Chair** in 6 fixed heights in accordance with DIN EN 1729.

**Seat shell** made from plywood (Ply) with anti-slip paint, with hidden frame attachment and grip hole. Comfort model for sizes 5 and 6 offer a larger seat shell for added comfort.

**Equipment and options:** Glides for hard floors, soft floors, or 2-component universal glides.

**The following material groups are available:** Frame made of steel tube: M1,(chrome-plated); Seat and backrest: H1.

		Seating heights (± 0.4 in) for students' chairs ● 2 = 12.25 in ● 3 = 13.8 in ● 4 = 15 in ● 5 = 16.95 in ● 6 = 18.15 in ● 7 = 20.1 in				
JUMPER Ply Active				33450		
	Comfort					33451
	Fixed height			2 3	4 5 6 7	
	Fixed height in					16.95(18.15)
	Seat shell			S S	M M L XL	L XL
	Stacking height			5		



#### Product information

### JUMPER Ply Active








#### Forward-flexing cantilever chair.

**Frame** made from bent, powder-coated, or chrome-plated round steel tube. The chair and armrest chair are stackable (see table).

**Seat shell** made from plywood (Ply) with anti-slip paint, with hidden frame attachment and grip hole. Optionally available with upholstered seat or all-round upholstery, each with taut fabric cover.

**Equipment and options:** Glides for hard floors, soft floors, or 2-component universal glides.

**The following material groups are available:** Frame made of steel tube: M1,(chrome-plated); Seat and backrest: H1,(natural oak); Fabric cover: S40,46,51,52,64,74,78,79,80,82.


	Upholstery: Seat 0.6 in. Backrest 0.4 in.							
JUMPER Ply Active		33460	33461	33462	33463	33464	33465	33466
	Seat w×h×d	18.55×18.35×17.45	19.1×18.9×17.45		18.55×18.35×17.45	19.1×18.9×17.45		17.35×18.35×16.65
	Total w×h×d	21×33.6×21.55		21×33.8×21.55	24.25×33.6×21.55		24.25×33.8×21.55	20.45×32.15×20.3
	Armrest h				26.35			
	Seat shell	XL						
	Stacking height	5				3		



Product information

JUMPER Ply Move  
Height-adjustable swivel student chair.

**Frame** consisting of an aluminum star-foot and plastic-covered gas spring mechanism.  
**Chair** is height-adjustable.  
**Seat shell** made from plywood (Ply) with anti-slip paint, with hidden frame attachment and grip hole.  
**Equipment and options:** Casters for hard floors or soft floors; plastic, felt, or 2-component universal glides. With piggyback hook for chair suspension on tabletops. Optionally available with adjustable foot ring and with particularly easy-to-use 3D rocking mechanism. Model 33552 with reduced weight gas spring mechanism suitable for children.  
**The following material groups are available:** Foot of aluminum: M1; Seat and backrest: H1.

		Seating heights (± 0.4 in) for students' chairs ● 3 = 13.8 in ● 4 = 15 in ● 5 = 16.95 in ● 6 = 18.15 in ● 7 = 20.1 in  When fitted with castors, the height increases by 0.95 in.		
JUMPER Ply Move	Lift		33552	33556
		Variable height adjustment	13.15-17.1 in (3 4 5)	16.35-22.35 in (5 6 7)
		Seat shell	M	L






Product information

JUMPER Ply Move HS  
Height-adjustable swivel student chair for multi-year environments.

**Frame** consisting of an aluminum star-foot and plastic-covered gas spring mechanism.  
**Chair for raised sitting** at 28" high tables.  
**Seat shell** made from plywood (Ply) with anti-slip paint, with hidden frame attachment and grip hole.  
**Equipment and options:** Casters for hard floors or soft floors; plastic, felt, or 2-component universal glides. With piggyback hook for chair suspension on tabletops. Optionally available with adjustable foot ring and with particularly easy-to-use 3D rocking mechanism.  
**The following material groups are available:** Foot of aluminum: M1; Seat and backrest: H1.

		Seating heights (± 0.4 in) for students' chairs ● 3 = 13.8 in ● 4 = 15 in ● 5 = 16.95 in  When fitted with castors, the height increases by 0.95 in.		
JUMPER Ply Move HS	Lift			33553
		Variable height adjustment		16.45-22.45 in (● 3 ● 4 ● 5)
		Seat shell		M
		Optimum table height in		28



Product information

JUMPER Ply Move

Height-adjustable swivel chair for kindergarten teachers.




**Frame** consisting of an aluminum star-foot and plastic-covered gas spring mechanism.

**Chair sizes** optimized for kindergarten teachers and adjustable to particularly low seat heights for eye-level work with children.

**Seat shell** made from plywood (Ply) with anti-slip paint, with hidden frame attachment and grip hole. Optionally available with upholstered seat or all-round upholstery, each with taut fabric cover.

**Equipment and options:** Casters for hard floors or soft floors; plastic, felt, or 2-component universal glides. With piggyback hook for chair suspension on tabletops. Optionally available with particularly easy-to-use 3D rocking mechanism.

**The following material groups are available:** Frame made of steel tube: M1,(chrome-plated); Seat and backrest: H1; Fabric cover: S40,46,51,52,64,74,78,79,80,82.

		Upholstery: Seat 0.6 in.				
JUMPER Ply Move	Kita (Low)	When fitted with castors, the height increases by 0.95 in.		33587	33588	33589
		Seat w×h×d		17.35×13.2-17.15×16.65	17.95×13.8-17.75×16.65	17.95×13.8-17.75×16.65
		Total w×h×d		23.65×27.45-31.4×23.65		23.65×27.6-31.6×23.65
		Seat shell		L		



#### Product information

### JUMPER Ply Move








#### Height-adjustable swivel chair for seated and standing workplaces.

**Frame** consisting of an aluminum star-foot and plastic-covered gas spring mechanism. **Plus** model for raised seated/standing workplaces with casters that lock when subjected to weight, and a height-adjustable foot ring that can be adjusted in 1.2" increments. Available as both a chair and armrest chair.

**Seat shell** made from plywood (Ply) with anti-slip paint, with hidden frame attachment and grip hole. Optionally available with upholstered seat or all-round upholstery, each with taut fabric cover.

**Equipment and options:** Depending on the model, casters for hard floors or soft floors; plastic, felt, or 2-component universal glides. Optionally available with particularly easy-to-use 3D rocking mechanism.

**The following material groups are available:** Frame made of steel tube: M1,(chrome-plated, high polished Alu); Seat and backrest: H1; Fabric cover: S40,46,51,52,64,74,78,79,80,82.

JUMPER Ply Move	Lift	Upholstery: Seat 0.6 in. Backrest 0.4 in.							
			<b>33560</b>	<b>33561</b>	<b>33562</b>	<b>33563</b>	<b>33564</b>	<b>33565</b>	
		Seat w×h×d	18.55×17.75-23.75×17.45	19.1×18.35-24.3×17.45	18.55×17.75-23.75×17.45	19.1×18.35-24.3×17.45	18.55×17.75-23.75×17.45	19.1×18.35-24.3×17.45	
		Total w×h×d	27.05×33.4-39.4×27.05	27.05×33.6-39.4×27.05	27.05×33.4-39.4×27.05	27.05×33.6-39.4×27.05	27.05×33.4-39.4×27.05	27.05×33.6-39.4×27.05	
		Armrest h				25.95-31.9			
		Seat shell	XL						
		h+ (with castors)	+ 0.4						
	Plus		<b>33570</b>	<b>33571</b>	<b>33572</b>	<b>33573</b>	<b>33574</b>	<b>33575</b>	<b>33576</b>
		Seat w×h×d	18.55×21.3-32.1×17.45	19.1×21.9-32.7×17.45	18.55×21.3-32.1×17.45	19.1×21.9-32.7×17.45	18.55×21.3-32.1×17.45	19.1×21.9-32.7×17.45	17.35×20.05-32.7×16.65
		Total w×h×d	25.8×36.95-47.8×25.8	25.8×37.55-48.4×25.8	25.8×37.75-48.6×25.8	25.8×36.95-47.8×25.8	25.8×37.55-48.4×25.8	25.8×37.75-48.6×25.8	23.7×34.3-45.15×23.7
		Armrest h				29.5-40.3			
		Seat shell	XL						L
		h+ (with castors)	+ 0.08						+ 0.95



Product information

**JUMPER Ply Four**  
**Four-legged student chair.**

**Frame** made from bent, powder-coated, or chrome-plated round steel tube. The chair is stackable (see table).



**Chair** in 6 fixed heights in accordance with DIN EN 1729.

**Seat shell** made from plywood (Ply) with anti-slip paint, a hidden frame attachment, and grip hole.

**Equipment and options:** Glides or casters for hard or soft floors or 2-component universal glides.

**Accessories:** Stacking trolley model 31198 for 1 stack of chairs (Size 6).

**The following material groups are available:** Frame made of steel tube: M1,(chrome-plated); Seat and backrest: H1.

	Seating heights (± 0.4 in) for students' chairs ● 2 = 12.25 in ● 3 = 13.8 in ● 4 = 15 in ● 5 = 16.95 in ● 6 = 18.15 in ● 7 = 20.1 in			
JUMPER Ply Four			33350	33369
	Fixed height		2 3 4 5 6 7	
	Seat shell		S S M M L XL	
	Stacking height		5	



#### Product information

### JUMPER Ply Four Plus

#### Chair for high sitting.





**Frame** made from bent, powder-coated, or chrome-plated round steel tube. The chair is stackable (see table).

**Chairs** in 4 fixed heights for sitting at sit-stand or stand-at tables.

**Seat shell** made from plywood (Ply) with anti-slip paint, a hidden frame attachment, and grip hole.

**Equipment and options:** Glides for hard floors, soft floors, or 2-component universal glides.

**The following material groups are available:** Frame made of steel tube: M1,(chrome-plated); Seat and backrest: H1,(natural oak).

						
JUMPER Ply Four Plus			33354	33355	33356	33357
	Seat w×h×d in		17.35×24.05×16.65	17.35×28.35×16.65	17.35×29.95×16.65	17.35×32.7×16.65
	Total w×h×d in		20.4×37.6×21.95	20.6×41.9×22.65	20.65×43.55×22.9	20.75×46.3×23.4
	Distance of seat to floor in		24.05	28.35	29.95	32.7
	Distance of seat to foot position h in			18.15		
	Optimum table height in		33.1-35.85	37.45-40.2	39-41.75	41.75-44.5
	Seat shell			L		
	Stacking height			5		



Product information

JUMPER Ply Four  
Four-legged chair.







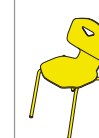
**Frame** made from bent, powder-coated, or chrome-plated round steel tube. The chair and armrest chair are stackable (see table).

**Seat shell** made from plywood (Ply) with anti-slip paint, a hidden frame attachment, and grip hole. Optionally available with upholstered seat or all-round upholstery, each with taut fabric cover.

**Equipment and options:** Glides or casters for hard or soft floors or 2-component universal glides.

**Accessories:** Stacking trolley model 31198 for 1 stack of chairs.

**The following material groups are available:** Frame made of steel tube: M1,(chrome-plated); Seat and backrest: H1,(natural oak); Fabric cover: S40,46,51,52,64,74,78,79,80,82.

		Upholstery: Seat 0.6 in. Backrest 0.4 in.							
JUMPER Ply Four			33360	33361	33362	33363	33364	33365	33366
		Total w×h×d	21.2×33.1×22.35		21.2×33.3×22.35	24.25×33.1×22.35		24.25×33.3×22.35	20.2×31.65×21
	Castors		33373	33374	33375	33376	33377	33378	33370
		Total w×h×d	22.05×33.15×24.5		22.05×33.3×22.95	24.1×33.15×22.95		24.1×33.35×22.95	21.1×31.7×21.8
		Seat w×h×d	18.6×18.15×17.45	19.15×18.75×17.45		18.6×18.15×17.45	19.15×18.75×17.45		17.35×18.15×16.65
		Armrest h	25.8						
		Seat shell	XL						L
		Stacking height	5			3			5



#### Product information

### JUMPER Ply Meet








#### Backward-flexing cantilever chair.

**Frame** made from bent, powder-coated, or chrome-plated round steel tube. The chair and armrest chair are stackable (see table).

**Seat shell** made from plywood (Ply) with anti-slip paint, with hidden frame attachment and grip hole. Optionally available with upholstered seat or all-round upholstery, each with taut fabric cover.

**Equipment and options:** Glides for hard floors, soft floors, or 2-component universal glides.

**The following material groups are available:** Frame made of steel tube: M1,(chrome-plated); Seat and backrest: H1,(natural oak); Fabric cover: S40,46,51,52,64,74,78,79,80,82.

	Upholstery: Seat 0.6 in. Backrest 0.4 in.							
JUMPER Ply Meet		33660	33661	33662	33663	33664	33665	33666
	Seat w×h×d	18.55×18.15×17.45	19.1×18.75×17.45		18.55×18.15×17.45	19.1×18.75×17.45		17.35×18.15×16.65
	Total w×h×d	20.95×35.1×22.45		21.7×35.3×22.45	24.25×35.1×22.45		24.25×35.3×22.45	20.2×33.65×20.7
	Armrest h				27.3			
	Seat shell	XL						
Stacking height		5			3			



Product information

PantoSwing-LuPo  
Forward-flexing cantilever student chair.

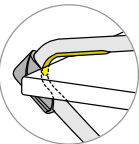



**Frame** made from bent powder-coated or chrome-plated round steel tube. For sizes 4-7 with extra sturdy cross-strut between the skids.

**Chair** in 6 fixed heights in accordance with DIN EN 1729.

**Seat shell** made from double-walled, structured polypropylene (LuPo) for comfortable sitting with air-cushion effect, with concealed frame attachment and grip hole. Comfort model for sizes 5 and 6 offer a larger seat shell for added comfort.

**Equipment and options:** Glides for hard floors, soft floors, or 2-component universal glides. Optionally available with table edge protection for piggyback chair mounting.

**The following material groups are available:** Frame made of steel tube: M1,(chrome-plated); Seat and backrest: C1.

		Seating heights (± 0.4 in) for students' chairs ● 2 = 12.25 in ● 3 = 13.8 in ● 4 = 15 in ● 5 = 16.95 in ● 6 = 18.15 in ● 7 = 20.1 in		Optionally with table-edge protection for piggy-back chair mounting.		
PantoSwing-LuPo						
				31400		
	Comfort					31401
		Fixed height		2 3	4 5 6 7	
		Fixed height in				16.95(18.15)
		Seat shell		S S	M M L XL	L XL





Product information

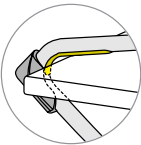



PantoSwing-LuPo  
Forward-flexing cantilever teacher chair.

**Frame** made from bent powder-coated or chrome-plated round steel tube.

**Seat shell** made from double-walled, structured polypropylene (LuPo) for comfortable sitting with air-cushion effect, with concealed frame attachment and grip hole. Optionally available with upholstered seat or all-round upholstery, each with taut fabric cover.

**Equipment and options:** Glides for hard floors, soft floors, or 2-component universal glides. Optionally available with table edge protection for piggyback chair mounting.

**The following material groups are available:** Frame made of steel tube: M1,(chrome-plated); Seat and backrest: C1; Fabric cover: S51,52,74,78,79,80.

	Upholstery: Seat 0.8 in. Backrest 0.6 in.		Optionally with table-edge protection for piggy-back chair mounting.		
PantoSwing-LuPo					
PantoSwing-Soft			31400	31479	31415
	Seat w×h×d		16.95×18.15×16.15	17.75×18.9×16.15	18.9×18.9×17.75
	Total w×h×d		20.7×32×19.9		20.5×32.9×21.5
	Seat shell		L		XL



Product information

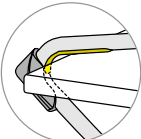




PantoSwing-LuPo  
Forward-flexing cantilever chair.

**Frame** made from bent powder-coated or chrome-plated round steel tube. Available as both a chair and armrest chair.

**Seat shell** made from double-walled, structured polypropylene (LuPo) for comfortable sitting with air-cushion effect, with concealed frame attachment and grip hole. Optionally with a taut, all-round fabric cover (Soft).

**Equipment and options:** Glides for hard floors, soft floors, or 2-component universal glides. Optionally available with table edge protection for piggyback chair mounting.

**The following material groups are available:** Frame made of steel tube: M1,(chrome-plated); Seat and backrest: C1,(white); Fabric cover: S51,52,74,78,79,80.

	Upholstery: Seat 0.8 in. Backrest 0.6 in.		Optionally with table-edge protection for piggy-back chair mounting.			
						
PantoSwing-LuPo			31410	31412		
PantoSwing-Soft					31413	31414
	Seat w×h×d		17.75×18.15×17.75		18.9×18.9×17.75	
	Total w×h×d		20.5×32.5×21.5	22.65×32.5×21.5	20.5×32.9×21.5	22.65×32.9×21.5
	Armrest h			25.6		25.6
	Seat shell		XL			



#### Product information

### PantoMove-LuPo

#### Height-adjustable swivel student chair.



**Frame** consisting of an aluminum star-foot and plastic-covered gas spring mechanism. Available as Fixed model with non-adjustable seat height or height-adjustable Lift model.

**Chair** in fixed height or height-adjustable options.

**Seat shell** made from double-walled, structured polypropylene (LuPo) for comfortable sitting with air-cushion effect, with concealed frame attachment and grip hole.

**Equipment and options:** Casters for hard floors or soft floors; plastic, felt, or 2-component universal glides. With piggyback hook for chair suspension on tabletops. Lift models optionally available with adjustable foot ring and with particularly easy-to-use 3D rocking mechanism. Model 31505 with reduced weight gas spring mechanism suitable for children.

**The following material groups are available:** Frame made of steel tube: M1; Seat and backrest: C1.

		Seating heights ( $\pm 0.4$ in) for students' chairs ● 3 = 13.8 in ● 4 = 15 in ● 5 = 16.95 in ● 6 = 18.15 in ● 7 = 20.1 in  When fitted with castors, the height increases by 0.95 in.				
					 	
PantoMove-LuPo	Fix			31501		
	Lift				31505	31506
		Fixed height		6		
		Variable height adjustment			13.45-16.95 in (3 4 5)	16.7-21.75 in (5 6 7)
	Seat shell			L	M	L



Product information

PantoMove-LuPo HS  
Height-adjustable swivel student chair for multi-year environments.


**Frame** consisting of an aluminum star-foot and plastic-covered gas spring mechanism.

**Chair for raised sitting** at 28" high tables.

**Seat shell** made from double-walled, structured polypropylene (LuPo) for comfortable sitting with air-cushion effect, with concealed frame attachment and grip hole.

**Equipment and options:** Casters for hard floors or soft floors; plastic, felt, or 2-component universal glides. With piggyback hook for chair suspension on tabletops. Optionally available with adjustable foot ring and with particularly easy-to-use 3D rocking mechanism.

**The following material groups are available:** Frame made of steel tube: M1; Seat and backrest: C1.



		Seating heights (± 0.4 in) for students' chairs ● 3 = 13.8 in ● 4 = 15 in ● 5 = 16.95 in  When fitted with castors, the height increases by 0.95 in.		
PantoMove-LuPo HS	Lift			31509
		Variable height adjustment		16.2-21.25 in (● 3 ● 4 ● 5)
		Seat shell		M
		Optimum table height in		28



Product information

PantoMove-LuPo  
College chair with tray.

**Frame** consisting of an aluminum star-foot and plastic-covered gas spring mechanism.  
**Seat shell** made from double-walled, structured polypropylene (LuPo) for comfortable sitting with air-cushion effect, with concealed frame attachment and grip hole.  
**Tray** made from white solid core board, swiveling and mounted on a support on the right or left.  
**Equipment and options:** Glides or casters for hard or soft floors or 2-component universal glides.  
**The following material groups are available:** Frame made of steel tube: M1,(chrome-plated); Seat and backrest: C1.

		When fitted with castors, the height increases by 0.95 in.				
PantoMove-LuPo	Fix			31580		
	Lift					31581
		h in		18.15		16.25-19.75
	Seat shell			L		
		Tablet		left	right	left right



Product information

PantoMove-LuPo  
Height-adjustable swivel teacher chair.

**Frame** consisting of an aluminum star-foot and plastic-covered gas spring mechanism.







**Seat shell** made from double-walled, structured polypropylene (LuPo) for comfortable sitting with air-cushion effect, with concealed frame attachment and grip hole. Optionally available with upholstered seat consisting of plastic core with taut fabric cover.

**Equipment and options:** Depending on the model, casters for hard floors or soft floors; plastic, felt, or 2-component universal glides. Optionally available with particularly easy-to-use 3D rocking mechanism. With piggyback hook for suspension of chair on tabletops.

**Plus** model for raised seated/standing workplaces (26.8-45.3") with casters that lock when subjected to weight, and a height-adjustable foot ring that can be adjusted in 1.2" increments.

**Kiga** model optimized for kindergarten teachers and adjustable to particularly low seat heights for eye-level work with children.

**The following material groups are available:** Frame made of steel tube: M1; Seat and backrest: C1; Fabric cover: S51,52,74,78,79,80.

		Upholstery: Seat 0.8 in.  When fitted with castors, the height increases by 0.95 in.						
PantoMove-LuPo	Lift		31506	31577				
	Plus (High)				31507	31578		
	Kiga (Low)						31508	31579
	Seat w×h×d	16.95×16.7-21.75×16.15	17.75×17.5-22.55×16.15	16.95×19.85-29.6×16.15	17.75×20.6-28.5×16.15	16.95×13.95-17.5×16.15	17.75×14.75-18.25×16.15	
	Total w×h×d	23.7×30.95-36×23.7		23.7×34.1-43.9×23.7		23.7×28.2-31.65×23.7		
	Seat shell	L						



#### Product information

### PantoMove-LuPo

#### Height-adjustable swivel chair.









**Frame** consisting of an aluminum star-foot and plastic-covered gas spring mechanism. Available as both a chair and armrest chair.

**Seat shell** made from double-walled, structured polypropylene (LuPo) for comfortable sitting with air-cushion effect, with concealed frame attachment and grip hole. Optionally with a taut, all-round fabric cover (Soft).

**Equipment and options:** Glides or casters for hard or soft floors or 2-component universal glides. Optionally available with particularly easy-to-use 3D rocking mechanism.

**Plus** model for raised seated/standing workplaces with casters that lock when subjected to weight, and a height-adjustable foot ring that can be adjusted in 1.2" increments.

**The following material groups are available:** Frame made of steel tube: M1,(chrome-plated, high polished Alu); Seat and backrest: C1,(white); Fabric cover: S51,52,74,78,79,80.

		Upholstery: Seat 0.8 in. Backrest 0.8 in.								
PantoMove-LuPo	Lift		31510	31511						
	Plus (High)				31512	31517				
PantoMove-Soft	Lift						31513	31514		
	Plus (High)								31515	31516
	Seat w×h×d		17.75×18.8-23.85×17.75		17.75×21.9-31.7×17.75		18.9×19.4-24.45×17.75		18.9×22.65-32.5×17.75	
	Total w×h×d		27.6×33.35-38.4×27.6		27.6×36.9-46.7×27.6		27.6×34-39.05×27.6		27.6×37.05-47.65×27.6	
	Armrest h			25.6-30.2		28.9-38.75		25.6-30.6		28.9-38.75
	Seat shell					XL				



Product information

Compass-LuPo  
Four-legged student chair.

**Frame** made of bent and welded, powder-coated or chrome-plated round steel tube.  
**Chair** in 6 fixed heights.  
**Seat shell** made from double-walled, structured polypropylene (LuPo) for comfortable seating with air cushion effect. With concealed frame attachment and grip hole.  
**Equipment and options.** Glides or castors for hard or soft floors or 2-component universal glides.  
**The following material groups are available:** Frame made of steel tube: M1,(chrome-plated); Seat and backrest: C1.

		Seating heights (± 0.4 in) for students' chairs ● 2 = 12.25 in ● 3 = 13.8 in ● 4 = 15 in ● 5 = 16.95 in ● 6 = 18.15 in ● 7 = 20.1 in				
Compass	LuPo				31300	31304
		Fixed height			2 3 4 5 6 7	
		Seat shell			S S M M L XL	





#### Product information

### Compass-LuPo Plus Chair for high sitting.




**Frame** made from bent and welded powder-coated or chrome-plated round steel tube.

**Chair** in 3 fixed heights.

**Seat shell** made from double-walled, structured polypropylene (LuPo) for comfortable sitting with air-cushion effect, with concealed frame attachment and grip hole.

**Equipment and options:** Glides for hard floors, soft floors, or 2-component universal glides.

**The following material groups are available:** Frame made of steel tube: M1,(chrome-plated); Seat and backrest: C1.

						
Compass Plus	LuPo			<b>A2536</b>	<b>A2537</b>	<b>A2538</b>
		Seat w×h×d in		16.95×24.05×18.95	16.95×28.35×18.95	16.95×29.95×18.95
		Total w×h×d in		21.15×37.8×23.75	21.5×42.1×26.3	21.65×3.7×27.25
		Seat to floor in		24.05	28.35	29.95
		Seat to foot position h in		18.15		
		Optimum table height in		33.1-35.85	37.45-40.2	39-41.75
		Seat shell		L		



Product information


Compass-LuPo  
Four-legged teacher chair.

**Frame** made from bent and welded powder-coated or chrome-plated round steel tube.

**Seat shell** made from double-walled, structured polypropylene (LuPo) for comfortable sitting with air-cushion effect, with concealed frame attachment and grip hole. Optionally available with upholstered seat consisting of plastic core with taut fabric cover.

**Equipment and options:** Glides for hard floors, soft floors, or 2-component universal glides.

**The following material groups are available:** Frame made of steel tube: M1,(chrome-plated); Seat and backrest: C1; Fabric cover: S51,52,74,78,79,80.

		Upholstery: Seat 0.6 in.				
Compass	LuPo				31300	31379
		h			18.15	18.75
		Seat w			16.95	17.75



#### Product information

### Compass-LuPo







#### Four-legged chair.

**Frame** made from bent and welded powder-coated or chrome-plated round steel tube. Models available with armrests with plastic cover, as a chair with row connector, or as a chair with tablet arm.

**Seat shell** made from double-walled, structured polypropylene (LuPo) for comfortable sitting with air-cushion effect, with concealed frame attachment and grip hole. Optionally with a taut, all-round fabric cover (Soft).

**Equipment and options:** Glides or casters for hard or soft floors or 2-component universal glides. Certain models optionally available with storage basket under the seat.

**The following material groups are available:** Frame made of steel tube: M1,(chrome-plated); Seat and backrest: C1,(white); Fabric cover: S51,52,74,78,79,80.

		Upholstery: Seat 0.8 in. Backrest 0.6 in.						
Compass			LuPo			Soft		
			<b>31310</b>	<b>31312</b>	<b>31306</b>	<b>31382</b>	<b>31384</b>	<b>31381</b>
		Total w×h×d	20.1×32.55×20.9	23.65×32.55×20.9	25.1×32.95×30.55	20.1×32.7×22.45	23.65×32.7×22.45	22.85×32.7×34.9
	RV		<b>31311</b>			<b>31383</b>		
		Total w×h×d	21.5×32.55×20.9			21.5×32.7×22.45		
	Castors		<b>31315</b>	<b>31317</b>	<b>31318</b>	<b>31387</b>	<b>31388</b>	<b>31389</b>
		Total w×h×d	21.3×32.55×20.9	23.65×32.55×20.9	25.55×32.95×30.55	21.3×32.7×22.45	23.65×32.7×22.45	25.55×32.7×30.75
		Seat w×h×d	17.75×18.15×17.75			18.9×18.9×17.75		
		Armrest h		25.05			25.05	
		Seat shell	XL					
	RV spacing	21.1			21.1			



Product information

PantoSwing-VF

Forward-flexing cantilever student chair.

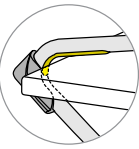



**Frame** made from bent powder-coated or chrome-plated round steel tube. For sizes 4-7 with extra sturdy cross-strut between the skids.

**Chair** in 6 fixed heights in accordance with DIN EN 1729.

**Seat shell** made from plywood (VF) with anti-slip paint, with hidden frame attachment and grip hole. Comfort model for sizes 5 and 6 offer a larger seat shell for added comfort.

**Equipment and options:** Glides for hard floors, soft floors, or 2-component universal glides. Optionally available with table edge protection for piggyback chair mounting.

**The following material groups are available:** Frame made of steel tube: M1,(chrome-plated); Seat and backrest: H1.

		Seating heights (± 0.4 in) for students' chairs ● 2 = 12.25 in ● 3 = 13.8 in ● 4 = 15 in ● 5 = 16.95 in ● 6 = 18.15 in ● 7 = 20.1 in		Optionally with table-edge protection for piggy-back mounting			
PantoSwing-VF					31420		
	Comfort						31421
		Fixed height			2 3	4 5 6 7	
		Fixed height in					16.95(18.15)
		Seat Shell			S S	M M L XL	L XL



#### Product information

### PantoSwing-VF

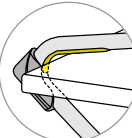






#### Forward-flexing cantilever chair.

**Frame** made from bent powder-coated or chrome-plated round steel tube. Available as both a chair and armrest chair.

**Seat shell** made from plywood (VF) with anti-slip paint, with hidden frame attachment and grip hole. Optionally available with upholstered seat or all-round upholstery, each with taut fabric cover.

**Equipment and options:** Glides for hard floors, soft floors, or 2-component universal glides. Optionally available with table edge protection for piggyback chair mounting.

**The following material groups are available:** Frame made of steel tube: M1,(chrome-plated); Seat and backrest: H1; Fabric cover: S40,46,51,52,64,74,78,79,80,82.

	Upholstery: Seat 0.6 in. Backrest 0.6 in.		Optionally with table- edge protec- tion for piggy- back chair mounting.						
PantoSwing-VF				<b>31430</b>	<b>31431</b>	<b>31432</b>	<b>31440</b>	<b>31441</b>	<b>31442</b>
	Seat w×h×d			17,75×18,15×17,75	17,75×18,75×17,75		17,75×18,15×17,75	17,75×18,75×17,75	
	Total w×h×d			20,5×33,5×21,5				22,65×33,5×21,5	
	Armrest h							25,6	
	Seat shell			XL					



Product information

PantoMove-VF  
Height-adjustable swivel student chair.

**Frame** consisting of an aluminum star-foot and plastic-covered gas spring mechanism.  
**Chair** is height-adjustable.  
**Seat shell** made from plywood (VF) with anti-slip paint, with hidden frame attachment and grip hole.  
**Equipment and options:** Glides or casters for hard or soft floors or 2-component universal glides. With piggyback hook for chair suspension on tabletops. Optionally available with adjustable foot ring and with particularly easy-to-use 3D rocking mechanism.  
**The following material groups are available:** Frame made of steel tube: M1; Seat and backrest: H1.

		Seating heights (± 0.4 in) for students' chairs ● 3 = 13.8 in ● 4 = 15 in ● 5 = 16.95 in ● 6 = 18.15 in ● 7 = 20.1 in  When fitted with castors, the height increases by 0.95 in.		
PantoMove-VF	Lift		31525	31526
		Variable height adjustment	12.95-16.9 in (3 4 5)	16.35-22.35 in (5 6 7)
		Seat shell	M	L



#### Product information

### PantoMove-VF HS

#### Height-adjustable swivel student chair for multi-year environments.


**Frame** consisting of an aluminum star-foot and plastic-covered gas spring mechanism.

**Chair for raised sitting** at 28" high tables.

**Seat shell** made from plywood (VF) with anti-slip paint, with hidden frame attachment and grip hole.

**Equipment and options:** Glides or casters for hard or soft floors or 2-component universal glides. With piggyback hook for chair suspension on tabletops. Optionally available with adjustable foot ring and with particularly easy-to-use 3D rocking mechanism.

**The following material groups are available:** Frame made of steel tube: M1; Seat and backrest: H1.

		Seating heights ( $\pm 0.4$ in) for students' chairs ● 3 = 13.8 in ● 4 = 15 in ● 5 = 16.95 in  When fitted with castors, the height increases by 0.95 in.		
PantoMove-VF HS	Lift			<b>31529</b>
		Variable height adjustment		16.25-22.25 in (● 3 ● 4 ● 5)
		Seat shell		M
		Optimum table height in		28



Product information

PantoMove-VF  
Height-adjustable swivel teacher chair.

**Frame** consisting of an aluminum star-foot and plastic-covered gas spring mechanism.






**Seat shell** made from plywood (VF) with anti-slip paint, with hidden frame attachment and grip hole.

**Equipment and options:** Glides or casters for hard or soft floors or 2-component universal glides. Optionally available with particularly easy-to-use 3D rocking mechanism.

**Plus** model for raised seated/standing workplaces with casters that lock when subjected to weight, and a height-adjustable foot ring that can be adjusted in 1.2" increments.

**Kiga** model optimized for kindergarten teachers and adjustable to particularly low seat heights for eye-level work with children.

**The following material groups are available:** Frame made of steel tube: M1; Seat and backrest: H1; Fabric cover: S40,46,51,52,64,74,78,79,80,82.

		Upholstery: Seat 0.8 in. Backrest 0.8 in.  When fitted with castors, the height increases by 0.95 in.					
PantoMove-VF	Lift		31526				
	Plus (High)			31527			
	Kiga (Low)				31530	31531	31532
	Seat w×h×d	16.95×16.35-22.35×17.35	16.95×19.95-30.7×17.35	16.95×13.05-17.05×17.35	16.95×13.85-17.8×17.35	16.95×13.85-17.8×17.35	
	Total w×h×d	23.7×31.95-37.95×23.7	23.7×35.5-46.3×23.7	23.7×28.65×32.6×23.7			
	Seat shell		L				





#### Product information

### PantoMove-VF

#### Height-adjustable swivel chair.







**Frame** consisting of an aluminum star-foot and a plastic-covered gas spring mechanism.

**Seat shell** made of plywood (VF) with anti-slip paint, with hidden frame attachment and grip hole. Optionally available with upholstered seat or all-round upholstery, each with taut fabric cover.

**Equipment and options:** Depending on the model, casters for hard floors or soft floors; plastic, felt, or 2-component universal glides. Optionally available with particularly easy-to-use 3D rocking mechanism.

**Plus** model for raised seated/standing workstations with casters that lock when subjected to weight, and a height-adjustable foot ring that can be adjusted in 1.2" increments.

**The following material groups are available:** Frame made of steel tube: M1,(high polished Alu, chrome-plated); Seat and backrest: H1; Fabric cover: S40,46,51,52,64,74,78,79,80,82.



		Upholstery: Seat 0.8 in. Backrest 0.8 in.						
PantoMove-VF	Lift		<b>31540</b>	<b>31541</b>	<b>31542</b>	<b>31545</b>	<b>31546</b>	<b>31547</b>
		Seat w*h*d	17.75*17.5-23.45*17.75	17.75*18.25-24.25*17.75		17.75*17.5-23.45*17.75	17.75*18.25-24.25*17.75	
		Total w*h*d	27.6*33.9-39.9*27.6	27.6*34.65-40.7*27.6		27.6*33.9-39.9*27.6	27.6*34.65-40.7*27.6	
		Armrest h				25.75-31.7		
		Seat shell			XL			
	Plus (High)		<b>31550</b>	<b>31551</b>	<b>31552</b>	<b>31555</b>	<b>31556</b>	<b>31557</b>
		Seat w*h*d	17.75*21-31.75*17.75	17.75*21.8-32.55*17.75		17.75*21-31.75*17.75	17.75*21.8-32.55*17.75	
		Total w*h*d	27.6*37.25-48*27.6	27.6*38-48.8*27.6		27.6*37.25-48*27.6	27.6*38-48.8*27.6	
		Armrest h				29.2-39.95		
		Seat shell			XL			



Product information








Compass-VF  
Four-legged chair.

**Frame** made from bent and welded powder-coated or chrome-plated round steel tube. The chair is stackable (see table).  
**Chair** in 6 fixed heights in accordance with DIN EN 1729.  
**Seat shell** made from plywood (VF) with anti-slip paint, with hidden frame attachment and grip hole.  
**Equipment and options:** Glides or casters for hard or soft floors or 2-component universal glides.  
**Accessories:** Stacking trolley model 31198 for 1 stack of chairs size 6 (18.15").  
**The following material groups are available:** Frame made of steel tube: M1,2,7; Seat and backrest: H1,2.

		Seating heights (± 0.4 in) for students' chairs ● 2 = 12.25 in ● 3 = 13.8 in ● 4 = 15 in ● 5 = 16.95 in ● 6 = 18.15 in ● 7 = 20.1 in				
Compass	VF				31320	31324
		Fixed height			2 3 4 5 6 7	
		Seat shell			S S M M L XL	
		Stacking height			10	



**The following material groups are available:** Frame made of steel tube: M1,(chrome-plated); Seat and backrest: H1; Fabric cover: S40,46,51,52,64,74,78,79,80,82.

		Upholstery: Seat 0.6 in. Backrest 0.6 in. VF/RV: w +1.4 in								
Compass	VF		31330	31331	31332	31340	31341	31342	31350	
	VF (RV)		31335	31336	31337					
		Seat w×h×d	17.75×17.55×17.75	17.75×18.15×17.75			17.75×17.55×17.75		17.75×18.15×17.75	
		Total w×h×d	20.1×32.9×22.45				23.25×32.9×22.45		22.85×32.9×34.	
		Armrest h	24.85							
		Stacking height	10							
		Seat shell	XL							
		RV spacing	21.1							
	VF (Castors)		31360	31361	31362	31365	31366	31367	31370	
		Seat w×h×d	17.75×17.75×17.75	17.75×18.35×17.75			17.75×17.75×17.75		17.75×18.35×17.75	
		Total w×h×d	21.5×33.1×22.45				23.25×33.1×22.45		22.85×33.1×34.	
		Armrest h	25.05							
	Stacking height	6								
	Seat shell	XL								



Product information

VS Stakki

Stackable, three-legged plastic chair.


**Made** from durable and extremely scratch-resistant glass-fiber reinforced polypropylene. Made from a single part and consisting of 100% recycled material (slight color variations possible due to recycled material). Able to be used indoors and outdoors - UV-rated to withstand the elements. The chair is stackable (see table).

**Chair** in 2 fixed heights.

**Equipment and options:** With 2-component universal glides.

**Accessories:** Stacking trolley model 03836 for 1 stack of chairs.

**The following material groups are available:** Body made of plastic: C6.

	Seating heights (± 0.4 in) for students' chairs ● 4 = 15 in ● 6 = 18.15 in			
VS Stakki				03811
	Fixed height		4	6
	Seat w×d in		17.75×17.75	21.2×21.95
	Stacking height			7



#### Product information

### Hokki/Hokki+

#### Wobble stool, height-adjustable wobble stool.




**Made** from durable and extremely scratch-resistant polypropylene, fully recyclable. Comes with a lightweight foam pad (grey) or optionally with an extra-soft padded artificial leather cushion (black). Thermoplastic base screwed to the polypropylene body.

**Stool** in 4 fixed heights and 2 versions with gas spring height adjustment accessible from any position.

**Function:** Iconic wobble promotes flexibility and freedom of movement, allowing for a natural, 360-degree range of motion.

Scalloped edge allows for a hang-on desk feature. The stools can be stacked together to save space. The fixed-height models are especially light and easy to carry by all ages.

**The following material groups are available:** Body made of plastic: C2.


		Seating heights (± 0.4 in) for students' stools ● 2 = 12.25 in ● 4 = 15 in ● 5 = 16.95 in ● 6 = 18.15 in ● 7 = 20.1 in				
<b>Hokki</b>	Fix			<b>03825</b>		
<b>Hokki+</b>	Lift				<b>03813</b>	<b>03814</b>
		Fixed height		2 4 6 7		
		Variable height adjustment			15-19.7 in (4 5 6 7)	19.7-26.8 in (7)
		Seat w in			13.6	
		Optimum table height		2 4 6 7	24.05-31.5 in (4 5 6 7)	28.8-38.6 in (7)



Product information

Solo  
Four-legged stool.

**Frame** made from welded powder-coated round steel tube. The stool is stackable (see table).  
**Stool** in 5 fixed heights, with 4 foot rings positioned at different levels to serve as footrests.  
**Seat** made from plywood, wide seat pan without rivets so it won't catch on clothing.  
**Features and options:** Plastic or felt glides.  
**The following material groups are available:** Frame made of steel tube: M1; Seat made of wood: H1.

							
Solo			03826				
	Seat w in		13.8				
	Distance of seat to floor in		18.15	20.5	24.05	25.6	32.7
	Distance of seat to foot support h in		9.8/11.75/13.75/15.7		11.75/13.75/15.7/17.65		
	Optimum table height in		27.2-29.95	29.55-32.3	33.1-35.85	34.65-37.45	41.75-44.5
	Stacking height		4				



#### Product information

### LuPoStool

#### Skid stool.

**Frame** made from welded U-shaped skid and seat supports made from chrome-plated or powder-coated oval steel tube.

Piggyback design for storage on tabletops. The taller 2 heights come with a footrest. The chair is stackable (see table).







**Stool** for high sitting in 3 fixed heights in accordance with DIN EN 1729.

**Seat** made from double-walled, structured polypropylene for comfortable sitting with air-cushion effect.

**Equipment and options:** Glides for hard floors, soft floors, or 2-component universal glides.

**Accessories:** Stacking wagon model 03414 for 2 stacks of stools and stacking trolley model 03415 for 1 stack of stools (18.15" height).

**The following material groups are available:** Frame made of steel tube: M1,(chrome-plated); Seat and backrest: C(black grey RAL 7021, dolphin grey).

								
LuPoStool			03428			03429		
	Seat w in		14.6					
	Distance of seat to floor in		18.15	22.05	24.05	18.15	22.05	24.05
	Distance of seat to foot support h in		15.75			15.75		
	Optimum table height in		27.2-29.95	31.15-33.9	33.1-35.85	27.2-29.95	31.15-33.9	33.1-35.85
	Stacking height		6	2	3	6	2	3



Product information

Rondo  
Four-legged stool, height-adjustable swivel stool.

Rondo-Fix.

**Frame** made from welded powder-coated round steel tube. The stool is stackable (see table).

**Stool** in 6 fixed heights.

**Seat** made from plywood with hidden frame attachment.

**Features and options:** Glides for hard floors or soft floors.

Rondo-Lift.



**Frame** consisting of an aluminum star-foot and plastic-covered gas spring mechanism.

**Stool** is height-adjustable.

**Seat** made from plywood.

**Features and options:** Glides or casters for hard or soft floors or 2-component universal glides. Stool can be swiveled.

**The following material groups are available:** Frame made of steel tube: M1; Seat made of wood: H1.

		Seating heights (± 0.4 in) for students' stools ● 3 = 13.8 in ● 4 = 15 in ● 5 = 16.95 in ● 6 = 18.15 in ● 7 = 20.1 in  When fitted with castors, the height increases by 1 in.			
Rondo	Fix			03823	
	Lift				03822
		Fixed height		3 4 5 6 7 21.7 in	
		Variable height adjustment			14.8-19.7 in (4 5 6 7)
		Seat ø in			13.8
		Optimum table height in		3 4 5 6 7 30.75-33.5 in	23.85-31.5 in (4 5 6 7)
		Stacking height			5.95





#### Product information

### Rondo Plus

#### Four-legged high stool.

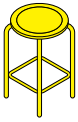
**Frame** of welded powder-coated round steel tube with footrest.

**Stool** in 3 fixed heights.

**Seat** of plywood with hidden frame attachment.

**Features and options:** Glides for hard floors or soft floors.

**The following material groups are available:** Frame made of steel tube: M1,(chrome-plated); Seat made of wood: H1.

							
Rondo	Plus			<b>03816</b>	<b>03817</b>	<b>03818</b>	
		Seat ø in			13.8		
		Distance of seat to floor in		25.6	29.95	32.7	
		Distance of seat to foot support h in		18.15	20.5		
		Optimum table height in		34.65-37.45	39-41.75	41.75-44.5	



Product information

KN-39  
Four-legged chair.

**Frame** made from welded powder-coated or chrome-plated round steel tube. The chair is stackable (see table).  
**Chair** in 2 fixed heights.  
**Seat and backrest** of plywood with visible seat attachments. Optional firm upholstery on one side.  
**Features and options:** Glides for hard floors or soft floors.  
**Accessories:** Stacking cart model 03834 for 2 stacks and stacking trolley model 03835 for 1 stack of chairs of chair size 6.  
**The following material groups are available:** Frame made of steel tube: M1,(chrome-plated); Seat and backrest: H1; Fabric cover: S40,46,51,52,64,74,76,78,79,80,82.

	Seating heights (± 0.4 in) for students' chairs ● 5 = 16.95 in ● 6 = 18.15 in				
KN-39			03901	03902	03903
	Fixed height		5 6	6	
	Stacking height		10		



#### Product information

### KN-39

#### Four-legged chair.











**Frame** made from welded powder-coated or chrome-plated round steel tube. Chairs with solid beech armrests or beech plywood writing tablet (left or right) available. Some models are stackable (see table).

**Seat and backrest** of plywood with visible seat attachments. Optional firm upholstery on one side.

**Features and options:** Glides for hard floors or soft floors, or steel caps. When using row linking (RV), the same types can be combined. Optionally with removable writing tablet (left or right).

**Accessories:** Stacking cart model 03834 for 2 stacks and stacking trolley model 03835 for 1 stack of chairs.

**The following material groups are available:** Frame made of steel tube: M1,(chrome-plated); Seat and backrest: H1; Fabric cover: S40,46,51,52,64,74,76,78,79,80,82.

		Upholstery: Seat 0.6 in. Backrest 0.4 in.										
KN-39			03901	03902	03903		03916	03917	03918	03913	03914	03915
	RV		03904	03905	03906							
		Seat w×h×d	15.6×18.15×17.55	15.6×18.75×17.55		15.6×18.15×17.55	15.6×18.75×17.55		15.6×18.15×17.55	15.6×18.75×17.55		
		Total w×h×d	19.55×30.95×20.9			22.85×30.95×20.9			22.3×30.95×26.7			
		Armrest h				28.05						
		Stacking height	10									
		RV spacing	19.95									

## *Seats worthy of a sigh.*

Soft seating and lounge furnishings support the natural and changing need for hard work and recovery as well as excitement and relaxation. Depending on the work, they can also be used for relaxed and informal sharing or information processing, such as reading a book, quiet work, and more.

Lounge furniture with acoustic insulation offers places for retreat, relaxation, or private conversations.



# Soft Seating

---





Product information

Series Lounge  
Swivel armchairs.

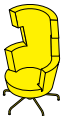


**Range of upholstered furniture** consisting of armchairs with low or high backrests.

**Design** consisting of a stable, wood-based body with foam cushioning and cotton wool fleece lining. With a close fit between seat surface and backrest.

**Frame** made from a 5-spoke tubular steel structure with two seat heights and gas spring with swivel function, depth suspension, and optionally with spring-back function (for model 30188). Glides for hard floors or soft floors.

**Equipment and options:** Round upholstered cushion with central button-type gathering.

**The following material groups are available:** Frame made of steel: M(chrome-plated, black RAL 9011); Fabric cover: S46,51,78,79,80.

					
Serie Lounge			30186	30188	30189
	w×h×d		31.7×52.2×32.3	31.85×28.75 (29.95)×31.85	17.75×3.95×17.75
	Seat w×h×d		17.7×16.95 (18.15)×21.7		
	Seat h retrorotation function			16.55 (17.75)	
	Total h retrorotation function			28.35 (29.55)	



Product information

Series Lounge  
Linear seating elements.



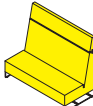




**Range of upholstered furniture** including stools, benches, armchairs, and sofas based on the use of cubic elements with low, high, or no backrest. With functional gap between the seat surface and backrest for the insertion of variable-position armrests.

**Design** consisting of a stable, wood-based body with foam cushioning and cotton wool fleece lining.

**Frame** made from round steel brackets with two seat heights. Glides for hard floors, soft floors, or 2-component universal glides and .78" height adjustment.

**Combination:** Individual elements can be combined to form full seating landscapes.

**The following material groups are available:** Frame made of steel: M(chrome-plated, black RAL 9011); Fabric cover: S46,51,74,78,79,80.

														
Serie Lounge		30120	30121	30122	30125	30126	30127	30110	30113	30111	30191	30190	30195	
	Seat w×d	31.5×31.5	47.25×31.5	63×31.5	31.5×19.7	47.25×19.7	63×19.7	31.5×19.7	47.25×19.7	63×19.7				
	Total w×d				31.5×31.5	47.25×31.5	63×31.5	31.5×31.5	47.25×31.5	63×31.5	10.25×22.05			
	Seat h				15.75 (18.15)									
	Total h	15.75 (18.15)			28.35 (30.75)			53.95 (56.3)			5.95			
												Connector set	Powersocket	





#### Product information

### Series Lounge

#### Chaise lounge and corner elements.






**Range of upholstered elements** consisting of corner elements and chaise lounges, based on the use of cubic elements with low backrest. With functional gap between the seat surface and backrest for the insertion of variable-position armrests.

**Design** consisting of a stable, wood-based body with foam cushioning and cotton wool fleece lining.

**Frame** made from round steel brackets with two seat heights. Glides for hard floors, soft floors, or 2-component universal glides and .78" height adjustment.








**Combination:** Individual elements can be combined to form full seating landscapes.

**The following material groups are available:** Frame made of steel: M(chrome-plated, black RAL 9011); Fabric cover: S46,51,74,78,79,80.

							
Serie Lounge			30130	30131	30132	30133	30190
	w×h×d		63×28.35 (30.75)×31.5				
	Seat w×h×d		51.2×15.75 (18.15)×19.7				
							Connector set

## Curved seating elements.

S46,51,74,78,79,80.

									
									
									
									
									
									
									
Serie Lounge		30123	30124	30128	30129	30112	30114	30192	30190
Seat w×d	23.65/55.15×31.5	33.5/78.8×31.5	23.65/55.15×19.7	33.5/78.8×19.7	23.65/55.15×19.7	13.8×19.7			
Total w×d	55.15×31.5	78.8×31.5	55.15×31.5	78.8×31.5	55.15×31.5	31.5×31.5		0.41×0.9-0.04	
Seat h			15.8 (18.15)						
Total h		15.8 (18.15)		28.4 (30.75)		53.95 (56.3)		5.95	
Arch segment		60°	90°	60°	90°	60°	90°		Connector set



#### Product information

### Series Lounge

#### Vis-a-Vis elements.

**Range of upholstered furniture** with 90° corner elements based on the use of cubic elements with high backrest. With functional gap between the seat surface and backrest for the insertion of variable-position armrests. A technical element makes it possible to integrate a table, display, and light.

**Design** consisting of a stable, wood-based body with foam cushioning and cotton wool fleece lining.

**Frame** made from round steel brackets with two seat heights. Glides for hard floors, soft floors, or 2-component universal glides and .78" height adjustment.

**Combination:** Multiple elements can be combined to create a closed-off island for communication.

**The following material groups are available:** Frame made of steel: M(chrome-plated, black RAL 9011); Fabric cover: S46,51,74,78,79,80.

Serie Lounge Vis-a-Vis		30115	30117	30119	30116	30118	30114	20115	20116	30190	30193	30194
	Seat w	31.5/51.2			31.5/51.2			13.8				
	Seat h	15.75 (18.15)										
	Seat d	19.7										
	Total w	47.25	63	31.5	47.25	63	31.5	32.5	48.25			
	Total h	53.9 (56.25)							26.8 (29.15)			
	Total d	31.5			12.05			31.5				
	Segment	left		centre		right		90°				
											Connector set	Screen holder





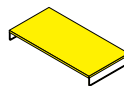

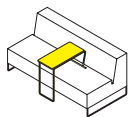
Product information

Series Lounge  
Occasional tables.

**Individual tables** consisting of a tabletop with two skids of round steel bars with glides for hard floors, soft floors, or 2-component universal glides.

**Tabletop** of laminated- or veneer-coated LIGNOpal chipboard with plastic or wooden edge and square corners.

**The following material groups are available:** Frame made of steel tube: M(chrome-plated, black RAL 9011); Top made of LIGNOpal: L6; Top veneered: F1.





							
Serie Lounge			<b>20106</b>	<b>20100</b>	<b>20102</b>	<b>20101</b>	<b>20114</b>
	w×d / ø		23.65×23.65	31.5×31.5	63×31.5	43.35	25.6×11.85
	h		7.5(12.8)				24.05(26.4)



Product information

Series Lounge  
Occasional tables.

**Individual tables** consisting of a tabletop and 4-spoke steel tube frame. Articulated glides with felt, plastic, or steel cap.  
**Tabletop** of laminated- or veneer-coated LIGNOpal chipboard with plastic or wooden edge and square corners.  
**The following material groups are available:** Frame made of steel tube: M(chrome-plated, black RAL 9011); Top made of LIGNOpal: L6; Top veneered: F1.


						
Serie Lounge			20110	20111	20112	20113
	w×d / ø		23.65×23.65	27.6	23.65×23.65	27.6
	h		13.8		26.8	



Product information

AddLounge-Q  
Lounge and laptop table with square column.

**Frame** made from a square column and a square base, all powder-coated.  
**Table** in 2 fixed heights.  
**Tabletop** made from a chipboard core and a continuous pressure laminated surface (CPL) or a laminated or veneer-coated LIGNOpal chipboard with plastic or wooden edge.  
**Equipment and options:** The base is equipped with felt glides.  
**The following material groups are available:** Frame made of steel: M(black RAL 9011); Top made of CPL: L2,(white writable); Top made of LIGNOpal: L6; Top veneered: F1.

			
AddLounge-Q			20107
	w'd in		21.7×15.75
	h in		18.85, 26.7
	maximum load lb		33





Product information

AddLounge-R

Lounge and laptop table with round column.


**Frame** made from a round column and a round disc base, all powder-coated.

**Table** in 2 fixed heights.

**Tabletop** made from a chipboard core and a continuous pressure laminated surface (CPL) or a laminated or veneer-coated LIGNOpal chipboard with plastic or wooden edge.

**Equipment and options:** The base is equipped with felt glides.

**The following material groups are available:** Frame made of steel: M(black RAL 9011); Top made of CPL: L2,(white writable); Top made of LIGNOpal: L6; Top veneered: F1.

			
AddLounge-R			<b>20108</b>
	ø in		19.7
	h in		18.85, 26.7
	maximum load lb		33



Product information

RondoLounge-Q

Lounge table with square column and base.

**Frame** made from a square central column and a square base, all powder-coated.

**Frame** in 2 fixed heights.

**Tabletop** made from a chipboard core and a continuous pressure laminated surface (CPL), a laminated or veneer-coated LIGNOpal chipboard with plastic or wooden edge, or a phenolic (HPL) top.

**Equipment and options:** The base is equipped with plastic or felt glides.

**The following material groups are available:** Frame made of steel: M2; Top made of CPL: L2,(white writable); Top made of LIGNOpal: L6; Top made of phenolic (HPL): L4; Top veneered: F1.

RondoLounge-Q			22250	22251	22252
	w*d in		27.6*27.6	31.5*31.5	35.45*35.45
	h in			15.4, 17.75	
	Disc foot w*d in			21.7*21.7	








Product information


RondoLounge-R  
Lounge table with round column and base.

**Frame** made from a round central column and a round disc base, all powder-coated.  
**Table** in 2 fixed heights.  
**Tabletop** made from a chipboard core and a continuous pressure laminated surface (CPL), a laminated or veneer-coated LIGNOpal chipboard with plastic or wooden edge, or a phenolic (HPL) top.  
**Equipment and options:** The disc base is equipped with plastic or felt glides.  
**The following material groups are available:** Frame made of steel: M2; Top made of CPL: L2,(white writable); Top made of LIGNOpal: L6; Top made of phenolic (HPL): L4; Top veneered: F1.

					
RondoLounge-R			22254	22255	22256
	ø in		27.6	31.5	35.45
	h in		15.4, 17.75		
	Disc foot w*d in		24.05		



Watch David's thought starters and product tutorials.



“The elements of Shift+  
*allow educators* to  
continually find *new*  
*applications.*”

– David A. Stubbs II, Designer of Shift+

## Recreating *the* learning environment.

Shift+ is a unique set of tools, enabling educators to easily create their own environments. All of the Shift+ furniture adapts to a multitude of teaching and learning styles simultaneously, fulfilling the needs of the specific occupants of the space at a precise point in time.

Our goal is to allow educators to begin with a blank canvas by selecting a set of tools that respond to their specific learning and teaching environments. From there they can efficiently move selected accessories in and out of the space depending on what they are trying to accomplish.

With Shift+, students and teachers are in a position to make new configurations themselves, without having to call on others for assistance.

Shift+ uniquely allows us to support the unlimited variety of learning possibilities and teaching styles in the most simplistic way possible. Every component within the Shift+ family is light, mobile, and can be easily reorganized. They can be efficiently stacked, creating open areas. They are not constrained to a specific educational space – they are specifically designed to be transitioned and re-purposed throughout a school facility.

**Shift+** —



Product information

**Drum, Shift+ Landscape**  
**Cylindrical table with integrated storage space for floor-level learning.**





**Body** made from conical ABS plastic. The table is stackable.

**Top** made from phenolic (HPL). The top can be removed to access the storage space and is equipped with a groove to protect it from slipping. The storage space can accommodate carpets (09440) or upholstered mats (09445).

**Padded mats** consisting of a thick foam-padded body with anti-slip bottom, side carrying loop, and a black all-round surrounding strap. The top seat surface consists of a hard-wearing colored covering.

**Equipment:** Optionally available with a black polypropylene pen insert in the top.

**The following material groups are available:** Body made of plastic: C(white, black grey RAL 7021); Top made of phenolic (HPL): L4; Fabric cover: S40,64,82.

	DIN EN ○0 = 15.75 in						
Drum				09447	09440	09445	01486
	w in			41.75	16.15		
	d in			9.85×34.3	13.2		
	h in			3.15	0.3	1.2	15.75
	ø in						25.05/18.65
	Arc			60°			
	Storage in the table until max.				30	20	






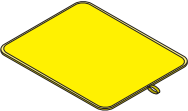
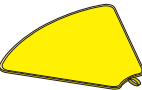

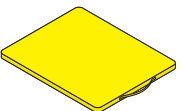
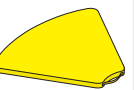
Product information

Shift+ Landscape  
Padded mats and carpets for floor-level learning.

**Padded** mats consisting of a thick foam-padded body with anti-slip bottom, side carrying loop, and a black all-round surrounding strap. Available in rectangular form or as a 60° wedge-shaped element to match the Shift+ cabinets. Can be used as a floor covering for one person, for groups, or as a chair covering. The top seat surface consists of a hard-wearing colored covering.

**Carpet** consisting of a top surface made from black hard-wearing artificial fibers, a rubberized slip-proof bottom, and side carrying loop. Available in rectangular form or as a 60° wedge-shaped element to match the Shift+ cabinets.

**The following material groups are available:** Fabric cover: S40,64,82.

							
Shift+ Landscape		Carpet			Padded mats		
		09440	09441	09442	09445	09446	09447
	w>d	16.15×13.2	41.35×33.5	41.9/9.45×34.6	16.15×13.2	41.35×33.5	41.85/9.85×34.2
	w						
	h	2.8			11.85	31.5	
	Arch			60°			60°



#### Product information

### Shift+ Landscape

#### Soft seating and storage elements.

**System** consisting of upholstered seating elements as well as storage elements.








**Upholstered elements** are straight, curved, or angled stools. Individual elements can be combined to form complete landscapes. Elements have a floor plate with glides for hard floors, soft floors, or 2-component universal glides and a foam cushion with leatherette cover.

**Seating sizes** in 3 fixed heights in accordance with DIN EN 1729.

**Storage units** of laminated LIGNOpal chipboard with plastic edge. With glued center wall for partitioning the body and rows of holes (1") for adjustable shelf inserts, and a perforated-metal back panel.

**Function:** Curved seating and cabinet elements can be combined linearly and, thanks to the matched inner and outer radii, back-to-back to create circular and serpentine seating/cabinet landscapes.

**The following material groups are available:** Body made of LIGNOpal: L4; Perforated metal: M1; Fabric cover: S40,64,82.

	Seat heights for students' seating elements ● 2 = 11.85 in ● 4 = 15 in ● 6 = 18.15 in							
Shift+ Landscape		45298	45297	09325	09328	09329	09326	09327
	w in	41.55	43.3	20.8	41.55	43.35	55.45/41.55	
	h in	16.5		11.85×15×18.15				
	d in	20.8					28.6/20.8	
	Size			2×4×6				
	Shelves	two sides	one side			60°		



Product information

Shift+ Up  
Table-bench stand  
for presentations and floor-level learning.





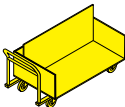


**Multipurpose unit** which can be used as a stand, table, or bench. Stand-on landscapes of a maximum of two levels can be created from the rectangular and triangular elements. Designed with the same widths as the Shift+ cabinets and mats.

**Frame** made from round steel tube with all-round rectangular tube edge. The legs are equipped with conical stacking and glides and can be securely stacked on top of one another up to a height of two using a spring buffer. Elements located next to one another (max 20 sqm) must be linked together using a flexible rotary connector. Optionally with guide for plastic Grannells boxes.

**Tops** made from plywood. One side is non-slip and used for standing on, the other is used as a flat desk surface. The top can be turned without the need for any tools. The sides can be closed off with an insertable panel for use as a stand.

**Transport cart** for the tops and the elements inserted in one another.

**The following material groups are available:** Frame made of steel tube: M1; (plain black); Grannells plastic box: C3.

								
Shift+ Up		09451	09452	09453	09454	09456	09457	09455
	w>d	41.55×33.5	41×41			68.55×32.7		
	w			30.55	38.6			
	h	12.6		8.9		35.85		
	h (2-high)	23.25						
			60°					
	Capacity of transport trolley					6 platforms		
	Packaging unit							2 pieces





#### Product information

### Shift+ ThumbPrint

#### Stackable four-legged tables (concave/convex).

**Frame** made from welded round steel legs with a central frame of rectangular steel, all powder-coated. The table is stackable (see table).

**Table** in 7 fixed heights or with Allen-key height adjustment, heights in accordance with DIN EN 1729.






**Tabletop** made from a chipboard core and a continuous pressure laminated surface (CPL) with plastic edge or a phenolic (HPL) top. All with round corners.

**Function:** It is possible to combine the two mirrored concave-convex shapes in many ways to create circles, rows, or freely shaped groups.

**Equipment and options:** Tables with 2 glides and 2 lockable casters or with 4 glides for hard floors, soft floors, or 2-component universal glides. Tables are equipped with stacking protection on the underside of the frame.

**Please note:** A maximum of 3 stacked (non-loaded) tables may be moved on the casters.

**The following material groups are available:** Frame made of steel: M1; Top made of CPL: L2,(white writable); Top made of phenolic (HPL): L4.

	Table heights ( $\pm 0.8$ in) for students' desks ○ 0 = 15.75 in ● 2 = 20.9 in ● 3 = 23.25 in ● 4 = 25.2 in ● 5 = 28 in ● 6 = 29.95 in ● 7 = 32.3 in		 	 
<b>Shift+ ThumbPrint</b>			<b>01440</b>	<b>01441</b>
Form			convex	concave
Cover plug			black	silver
wxd in			38.15×21.3/15.4	38.8×21.3/15.35
Fixed height			0 2 3 4 5 6 7	
Height adjustable in steps			3 4 5 29.15 in 6 7	
max. stacking height (stacked transportable)			6 (3)	



Product information

Shift+ Fusion

Freeform group tables.

**Frame** made from welded round steel legs with a rectangular steel top frame, all powder-coated. Model 01448 is stackable (see table).


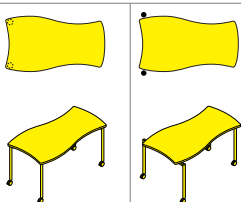
**Table** in 7 fixed heights or with Allen-key height adjustment, heights in accordance with DIN EN 1729.

**Tabletop** made from a chipboard core and a continuous pressure laminated surface (CPL) with plastic edge or a phenolic (HPL) top. All with round corners.

**Equipment and options:** Tables with 4 lockable casters or with 4 glides for hard floors, soft floors, or 2-component universal glides.

**The following material groups are available:** Frame made of steel: M1; Top made of CPL: L2,(white writable); Top made of phenolic (HPL): L4.

**Further products on this page:** JUMPER Air Move.

	Table heights (± 0.8 in) for students' desks ○ 0 = 15.75 in ● 2 = 20.9 in ● 3 = 23.25 in ● 4 = 25.2 in ● 5 = 28 in ● 6 = 29.95 in ● 7 = 32.3 in		
		01445	01448
Shift+ Fusion	Top w*d in	55.45×31.05	
	w*d Total in	55.45×31.05	55.45×34.95
	Fixed height	0 2 3 4 5 6 7	
	Height adjustable in steps	3 4 5 29.15 in 6 7	
	Stacking height	8	
	Stacked footprint w*d in	65.1×34.95	



#### Product information

### Shift+ FusionFlip

#### Freeform folding table.

**Frame** made from two curved powder-coated steel tubes with a centrally positioned steel cross-piece with an articulated bracket.

**Table** in 4 fixed sitting heights, 2 fixed standing heights, or 2 step height adjustable options, heights in accordance with DIN EN 1729.


**Tabletop** made from a chipboard core and a continuous pressure laminated surface (CPL) with plastic edge or a phenolic (HPL) top. All with round corners.

**Function:** The table can be flipped using a two-handed safety mechanism under the tabletop and the top locks in both horizontal and flipped positions. When the top is flipped the tables can be nested together to save space.

**Equipment and options:** Tables with 4 lockable casters. Optionally with writable tabletop surface, turning the table into a projection or display surface.

**The following material groups are available:** Frame made of steel: M1; Top made of CPL: L2,(white writable); Top made of phenolic (HPL): L4.

**Further products on this page:** JUMPER Air Move.

	Table heights ( $\pm 0.8$ in) for students' desks Sitting (Annex A) ● 4 = 25.2 in ● 5 = 28 in ● 6 = 29.95 in ● 7 = 32.3 in Standing (Annex C) ● C4 = 34.65 in ● C6 = 41.75 in		
<b>Shift+ FusionFlip</b>			<b>01451</b>
	w×d in		141×79
	Fixed heights	h Sitting	● 4 ● 5 29.15 in ● 6
		h Standing	● C4 ● C6
	Height-adjustable, type 1	h Sitting	● 4 ● 5 29.15 in ● 6
	Height-adjustable, type 2		29.15 in ● 6 ● 7
		h Standing	● C4 38.2 in



Product information

Shift+ BaseStation  
Semicircular tables.

**Frame** made from welded round steel legs with a 5-cornered rectangular steel top frame, all powder-coated.

**Table** in 7 fixed heights or with Allen-key height adjustment, heights in accordance with DIN EN 1729.

**Tabletop** made from a chipboard core and a continuous pressure laminated surface (CPL) with plastic edge or a phenolic (HPL) top. All with round corners.

**Equipment and options:** Tables with 5 casters (2 lockable) or with 5 glides for hard floors, soft floors, or 2-component universal glides. Model 01443 with lockable drawer for a laptop or device, pre-equipped cable outlet for monitor arm, optional "Flo" monitor holder, fastening set for monitor holder, and with cable storage compartment under the tabletop.

**The following material groups are available:** Frame made of steel: M1; Top made of CPL: L2,(white writable); Top made of phenolic (HPL): L4.

**Further products on this page:** PantoMove-LuPo.

	Table heights (± 0.8 in) for students' desks ○ 0 = 15.75 in ● 2 = 20.9 in ● 3 = 23.25 in ● 4 = 25.2 in ● 5 = 28 in ● 6 = 29.95 in ● 7 = 32.3 in			
Shift+ BaseStation			01442	01443
	w*d in		63×30.75	
	Fixed height		0 2 3 4 5 6 7	
	Height adjustable in steps		3 4 5 29.15 in 6 7	



#### Product information

### Shift+ Interact

#### Teacher lecterns and student tables.

**Frame** made from powder-coated welded U-shaped steel skids and a central post.





**Table height** in 2 fixed heights or continuously height-adjustable with integrated gas-filled strut.

**Tabletop** made from a chipboard core and a continuous pressure laminated surface (CPL) with plastic edge or a phenolic (HPL) top.

**Function:** On height-adjustable models (01455, 01453) the gas-filled strut is triggered by a hand switch on the tabletop edge.

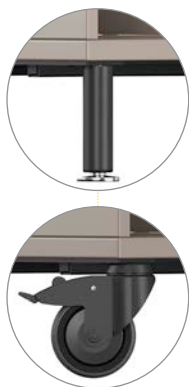
**Equipment and options:** Tables with 4 casters (2 lockable). Optionally available with a metal bookshelf. Rectangular models (01452, 01453) also available with a modesty screen made of LIGNOpal chipboard or phenolic (HPL).

**The following material groups are available:** Frame made of steel: M2; Top made of CPL: L2,(white writable); Top or modesty screen made of phenolic (HPL): L4; Modesty screen made of LIGNOpal: L4.

						
Shift+ Interact			01454	01455	01452	01453
	Fixed height in		36.05, 43.4		36.05, 43.4	
	Variable height adjustment in			28-44.9		28-44.9
	w*d in		26.4*19.95		29.55*25.6	
	Optional			Bookshelf		Screen

# Shift+ Transfer

Cabinet options and accessories.



Available with casters (two lockable), or adjustable feet.



Door handle options:

- Plastic bow handle
- Inset handle
- Metal bow handle
- Wooden bow handle
- No handle
- Knob

In all cases with a lock.




Mobile cabinets with optional handle.



Compartments for bookbags, optionally with scratch protection.







Curved storage elements that match the **Shift+ Landscape** padded mats.



Magnetic rear panel made from perforated steel.



Shelf inserts positionable at 1 inch intervals.



Magnets for the secure connection of cabinet elements.



Wardrobe units with 4-way or 8-way hooks.





Product information

Shift+ Transfer Teach  
Mobile teacher storage elements.

**Elements** on a steel cross-member with 4 technical casters, 2 of which are lockable. Optionally with 4 adjustable feet.

**Body** made from laminated LIGNOpal chipboard with plastic edge and 2/3-height panels to divide the body in the lower area. With rows of holes (1") for adjustable shelf inserts and a magnetic rear panel made from perforated steel. With a lockable door on the left or right side.

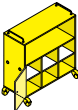
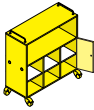
**Front** consisting of 1 wing door with bow-type handle, flush handle, or knob.

**Locking system** optionally with cylinder or turn-knob locks.

**Function:** Optionally with magnets on the outer sides for linking other cabinet elements.

**Pull handles** (optional) made of steel on the top of the cabinet.

**The following material groups are available:** Body made of LIGNOpal: L4; Front made of LIGNOpal: L4,(orange, light blue, light green); Steel rear panel: M1.

				
Shift+ Transfer Teach	h with (without) handle = 45.55 (43.4)		45319	
	w*d		41.55*16.75	
	Number of shelf inserts		3	
	Door		left	right





#### Product information

### Shift+ Transfer

#### Mobile shelving elements.

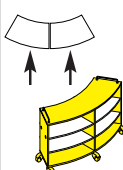

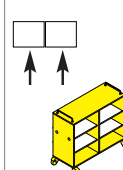
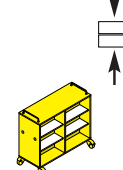
**Elements** are straight or curved (60°) on a steel cross-member. Straight elements with 4 technical casters (2 lockable), curved elements with 5 technical casters (2 lockable). Optionally with adjustable feet.

**Body** made from laminated LIGNOpal chipboard with plastic edge and panels that divide the body. With rows of holes (1") for adjustable shelf inserts and a magnetic rear panel made from perforated steel. Depending on the model, with storage space on both sides and a back panel separating the sides.

**Function:** With shelf inserts or select models with 4-way or 8-way wardrobe hooks. Optionally with magnets on the outer sides for linking other cabinet elements. Curved cabinets match the curves in Shift+ soft seating and tables so elements can be combined to form semicircles and serpentine lines, creating full landscapes.

**Pull handles** (optional) made of steel on the top of the cabinet.

**The following material groups are available:** Body made of LIGNOpal: L4; Steel rear panel: M1.

	* Possibility of choosing shelf inserts and wardrobe hooks for each column							
Shift+ Transfer	h with (without) handle = 38.2 (36.05)	45292	45304	45306	45317	45300	45302	
	h with (without) handle = 45.55 (43.4)	45293	45305	45307	45318	45301	45303	
	h with (without) handle = 52.95 (50.8)	45336	45337	45338	45333	45334	45335	
	w×d (d Total)	60.1×16.75 (22.5)		64.2×20.9 (26.5)		41.55×16.75		41.55×20.9
		60°						
	Shelf inserts	one side	two sides		one side	two sides		
	Number columns	2						
	* Number of shelf inserts per column	2		2		4		
	* Number of wardrobe hooks per column	1				1		



Product information

Shift+ Transfer  
Mobile storage cabinets.

**Elements** on a steel cross-member with 4 technical casters, 2 of which are lockable. Optionally with 4 adjustable feet.

**Body** made from laminated LIGNOpal chipboard with plastic edge, panels that divide the body, permanent structural shelves, and a magnetic rear panel made from perforated steel. Optional protective rubber mats available for shelves.

**Function:** Depending on the model it is possible to have backpack compartments, 4-way or 8-way wardrobe hooks, or plastic Gratnells boxes on guide rails. Optionally with magnets on the outer sides for linking other cabinet elements.

**Pull handles** (optional) made of steel on the top of the cabinet.

**The following material groups are available:** Body made of LIGNOpal: L4; Steel rear panel: M1; Gratnells plastic box: C3.

	* Possibility of choosing boxes, shelf inserts and wardrobe hooks for each row						
Shift+ Transfer	h with (without) handle = 38.2 (36.05)	45320		45321			
	h with (without) handle = 45.55 (43.4)		45325		45326	45330	45332
	h with (without) handle = 52.95 (50.8)		45339				
	w×d	41.55×16.75					
	Number of backpack compartments			3	4	8	6
	Number of columns	3					
	* Number of boxes (h 3"/5.95") per column	8/4	10/5	12/6	2/1	10/5	
	* Number of shelf inserts per column	2				1	
	* Number of wardrobe hooks per column	1					



#### Product information

### Shift+ Transfer

#### Mobile cabinet elements with doors.

**Elements** on a steel cross-member with 4 technical casters, 2 of which are lockable. Optionally with 4 adjustable feet.




**Body** made from laminated LIGNOpal chipboard with plastic edge and panels that divide the body. With rows of holes (1") for adjustable shelf inserts and a magnetic rear panel made from perforated steel.

**Front** consisting of 1, 2, or 3 wing doors with bow-type handle, flush handle, or knob.

**Locking system** optionally with cylinder or turn-knob locks.

**Function:** Optionally with plastic Gragnells boxes on guide rails, optional magnets on the outer sides for linking other cabinet elements.

**The following material groups are available:** Body made of LIGNOpal: L4; Front made of LIGNOpal: L4,(orange, light blue, light green); Steel rear panel: M1; Gragnells plastic box: C3.

	* Possibility of choosing boxes and shelf inserts for each column										
Shift+ Transfer	h with (without) handle = 38.2 (36.05)	45324			45323			45322			
	h with (without) handle = 45.55 (43.4)		45329			45328			45327		
	h with (without) handle = 52.95 (50.8)			45342			45341			45340	
	w×d	41.55×16.75									
	Number of doors	1			2			3			
	Number of columns	3									
	* Number of boxes (h 3"/5.95") per column	8/4	10/5	12/6	8/4	10/5	12/6	8/4	10/5	12/6	
	* Number of shelf inserts per column		2								



## Creative options *that raise the bar.*

Whether you're looking for modern student desks or agile tables to maximize productivity and focus, or to facilitate collaboration and creative thinking, our collection has the solution. From height-adjustable and freeform tables in various sizes, all of our tables capture the design and execution of the ideal, productive learning environment.

### **Height-adjustable tables**

Easily height-adjustable tables promote physiologically positive sitting postures. They can be raised as students grow and therefore don't need replacing over the school year. Individual tables on casters in different shapes can be combined with one another in many different ways and offer individual, rapid changes in forms of learning.

### **Tables that allow for standing**

Standing tables and group standing tables with foot supports – very important for dynamic standing – are important basic furniture for indoor spaces.

They encourage spontaneous posture changes (sitting/standing/stand-sitting).

Accordingly, they should also be used for standing and not for continuous high sitting. High tables are particularly useful during group work. Ideal non-adjustable standing tables accommodate an average body height for the relevant age group, which means around 35 inches for 3rd to 7th graders and around 42 inches for 8th to 12th graders. Adapting the height precisely to individual users or a group for temporary use is not necessary. They're flexible to accommodate a variety of tasks and can be combined for large or small groups. They can also be moved on casters throughout the school.

Continuously adjustable high chairs with a 3D rocking mechanism and an adjustable foot ring are the perfect complement to standing tables. These can be used for intuitive sitting or stand-sitting, and facilitate eye-to-eye level communication. Rigid seats are not healthy choices and shouldn't be specified.

# Tables

---



Product information

Tano  
Stackable, asymmetrical polygonal tables.

**Frame** made from welded round steel legs with a rectangular steel top frame, all powder-coated. The table is stackable (see table).



**Table** in 8 fixed heights or with Allen-key height adjustment, heights in accordance with DIN EN 1729.

**Tabletop** made from a chipboard core and a continuous pressure laminated surface (CPL), a laminated LIGNOpal chipboard with plastic edge, or a phenolic (HPL) top. All with rounded corners. Model 01492 also available with polyurethane (PUR) safety edge.

**Function:** Tabletop shape ideal for a variety of combinations and setups for individual and group activities.

**Equipment and options:** Tables with 2 glides and 2 lockable casters; with 4 glides for hard floors, soft floors, or 2-component universal glides; or with adjustable glides. Tables are equipped with stacking protection on the underside of the frame. Optionally available with built-in plastic Gratrells box integrated into the frame and a backpack hook.

**The following material groups are available:** Frame made of steel: M1; Top made of CPL: L2,(white writable); Top made of CPL (PUR edge): L2; Top made of LIGNOpal: L4; Top made of phenolic (HPL): L4.

	Table heights (± 0.8 in) for students' desks ○ 0 = 15.75 in ● 2 = 20.9 in ● 3 = 23.25 in ● 4 = 25.2 in ● 5 = 28 in ● 6 = 29.95 in ● 7 = 32.3 in	Configuration <b>A</b> <b>B</b> <b>C</b>		
Tano			<b>01492</b>	<b>01493</b>
w*d in			27.6*26/16.95	31.5*27.2/16.95
Table edge			KU, PUR	KU
w*d in Configuration <b>A</b>			62.25*55.95	67.35*60.65
w*d in Configuration <b>B</b>			55.15*55.15	63*63
w*d in Configuration <b>C</b>			70.1*64.6	76.4*70.5
Fixed heights			0 2 3 4 5 29.15 in 6 7	
Height adjustable in steps			3 4 5 29.15 in 6 7	
Stacking height			6	



#### Product information

### EcoTable-Q

#### Student tables with square legs.

**Frame** made from welded square steel legs with a rectangular steel top frame, all powder-coated.

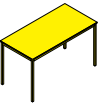
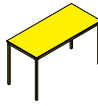
**Table** in 7 or 8 fixed heights in accordance with DIN EN 1729.

**Tabletop** made from a chipboard core and a continuous pressure laminated surface (CPL), a laminated LIGNOpal chipboard with plastic edge, or a phenolic (HPL) top. All with square corners.

**Equipment and options:** Tables with glides for hard floors, soft floors, or 2-component universal glides; with adjustable glides; or with 2 or 4 casters, 2 of which are lockable. Note: 29.15" table height cannot be combined with casters. Optionally available with a built-in plastic Grathnells box, chair suspension rails, or metal grid bookshelf under the tabletop, as well as backpack hooks on the side and a modesty screen at side opposite from user.

**The following material groups are available:** Frame made of steel: M1; Top made of CPL: L2; Top made of LIGNOpal: L6; Top made of phenolic (HPL): L4.

**Further products on this page:** JUMPER Air Active.

	Table heights (± 0.8 in) for students' desks ○ 0 = 15.75 in ● 2 = 20.9 in ● 3 = 23.25 in ● 4 = 25.2 in ● 5 = 28 in ● 6 = 29.95 in ● 7 = 32.3 in								
									
EcoTable-Q	d = 19.7 in	23100	23101	23102	23103				
	d = 23.65 in					23105	23106	23107	23108
	d = 25.6 in	23110	23111		23113				
	w in	27.6	29.55	47.25	51.2	27.6	29.55	47.25	51.2
	Fixed height	0 2 3 4 5 6 7				0 2 3 4 5 29.15 6 7			



## Product information

## EcoTable-Q

### Rectangular tables with square legs.

**Frame** made from welded square steel legs with a rectangular steel top frame, all powder-coated.


**Table** in 8 fixed heights in accordance with DIN EN 1729.

**Tabletop** made from a chipboard core and a continuous pressure laminated surface (CPL), a laminated or veneer-coated LIGNOpal chipboard with plastic or wooden edge, or a phenolic (HPL) top. All with square corners.

**Equipment and options:** Tables with glides for hard floors, soft floors, or 2-component universal glides; with adjustable glides; or with 2 or 4 casters, 2 of which are lockable. Note: 29.15" table height cannot be combined with casters.

**The following material groups are available:** Frame made of steel: M1; Top made of CPL: L2; Top made of LIGNOpal: L6; Top made of phenolic (HPL): L4; Top veneered: F1.

**Further products on this page:** JUMPER Ply Four.

												
<b>EcoTable-Q</b>	d = 23.65 in	<b>23105</b>	<b>23106</b>				<b>23107</b>	<b>23108</b>	<b>23164</b>	<b>23165</b>	<b>23166</b>	<b>23167</b>
	d = 27.6 in	<b>23170</b>		<b>23171</b>		<b>23172</b>	<b>23173</b>		<b>23174</b>	<b>23175</b>	<b>23176</b>	<b>23177</b>
	d = 31.5 in			<b>23181</b>		<b>23182</b>	<b>23183</b>		<b>23184</b>	<b>23185</b>	<b>23186</b>	<b>23187</b>
	d = 35.45 in				<b>23191</b>		<b>23193</b>		<b>23194</b>	<b>23195</b>	<b>23196</b>	<b>23197</b>
	w in	27.6	29.55	31.5	35.45	39.4	47.25	51.2	55.15	63	70.9	78.75
	h in	15.75, 20.9, 23.25, 25.2, 28, <b>29.15</b> , 29.95, 32.3										







Product information

EcoTable-Q  
Elevated table for mobile storage access.

**Frame** made from welded square steel legs with a rectangular steel top frame, all powder-coated.

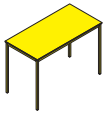
**Table height** in 1 fixed height.

**Tabletop** made from a chipboard core and a continuous pressure laminated surface (CPL) and plastic (KU) edge with square corners, or a phenolic (HPL) top with rounded corners.

**Equipment and options:** Tables with glides for hard floors, soft floors, or 2-component universal glides; with adjustable glides; or with 2 or 4 casters.

**The following material groups are available to choose from:** Frame made of steel: M1; Top made of CPL: L2,(white writable); Top made of phenolic (HPL): L4

**Further products on this page:** SpaceWalk, JUMPER® Air Move Plus.

			
EcoTable-Q	d = 23.65		A2556
	d = 29.55		A2557
	d = 35.45		A2558
	w inch		47.25
	height inch		42.15



#### Product information

### EcoTable-Q

#### Teacher tables with square legs.

**Frame** made from welded square steel legs with a rectangular steel top frame, all powder-coated.










**Table heights** in 2 fixed heights.

**Tabletop** made from a chipboard core and a continuous pressure laminated surface (CPL), a laminated LIGNOpal chipboard with plastic edge, or a phenolic (HPL) top. All with square corners.

**Equipment and options:** Tables with glides for hard floors, soft floors, or 2-component universal glides, or with adjustable glides. Equipped on the left, right, or both sides with drawers or cabinets. Optionally available enclosed with screens on three sides.

**The following material groups are available:** Frame made of steel: M1; Top made of CPL: L2; Top made of LIGNOpal: L6; Top made of phenolic (HPL): L4.

**Further products on this page:** JUMPER Air Move.

											
EcoTable-Q	d = 25.6 in	23137	23120	23130	23121	23131	23122	23132	23133	23134	23135
	w in	29.55	51.2	59.1	51.2	59.1	51.2	59.1			
	h in	29.15×29.95									



## Product information

## EcoTable-R

**Student tables with round legs.**

**Frame** made from welded round steel legs with a rectangular steel top frame, all powder-coated.

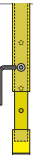






**Table** in 7 or 8 fixed heights or with Allen-key height adjustment, heights in accordance with DIN EN 1729.

**Tabletop** made from a chipboard core and a continuous pressure laminated surface (CPL), a laminated LIGNOpal chipboard with plastic edge, or a phenolic (HPL) top. All models available with square or rounded corners.

**Equipment and options:** Tables with glides for hard floors, soft floors, or 2-component universal glides; with adjustable glides; or with 2 or 4 casters, 2 of which are lockable. Note: 29.15" table height cannot be combined with casters. Optionally available with a built-in plastic Gralnells box, chair suspension rails, or metal grid bookshelf under the tabletop, as well as backpack hooks on the side and a modesty screen at side opposite from user.

**The following material groups are available:** Frame made of steel: M1; Top made of CPL: L2; Top made of LIGNOpal: L6; Top made of phenolic (HPL): L4.

**Further products on this page:** JUMPER Air Active.

	<p>Table heights (± 0.8 in) for students' desks</p> <ul style="list-style-type: none"> <li>○ 0 = 15.75 in</li> <li>● 2 = 20.9 in</li> <li>● 3 = 23.25 in</li> <li>● 4 = 25.2 in</li> <li>● 5 = 28 in</li> <li>● 6 = 29.95 in</li> <li>● 7 = 32.3 in</li> </ul>								
	d = 19.7 in	23000	23001	23002	23003				
	d = 23.65 in					23005	23006	23007	23008
	d = 25.6 in	23010	23011		23013				
	w in	27.6	29.55	47.25	51.2	27.6	29.55	47.25	51.2
Fixed height									
Height adjustable in steps									



## Product information

## EcoTable-R

**Rectangular tables with round legs.**

**Frame** made from welded round steel legs with a rectangular steel top frame, all powder-coated.


**Table** in 8 fixed heights in accordance with DIN EN 1729.

**Tabletop** made from a chipboard core and a continuous pressure laminated surface (CPL), a laminated or veneer-coated LIGNOpal chipboard with plastic or wooden edge, or a phenolic (HPL) top. All models available with square or rounded corners.

**Equipment and options:** Tables with glides for hard floors, soft floors, or 2-component universal glides; with adjustable glides; or with 2 or 4 casters, 2 of which are lockable. Note: 29.15" table height cannot be combined with casters.

**The following material groups are available:** Frame made of steel: M1; Top made of CPL: L2; Top made of LIGNOpal: L6; Top made of phenolic (HPL): L4; Top veneered: F1.

**Further products on this page:** JUMPER Ply Four.

												
<b>EcoTable-R</b>	d = 23.65 in	<b>23005</b>	<b>23006</b>				<b>23007</b>	<b>23008</b>	<b>23064</b>	<b>23065</b>	<b>23066</b>	<b>23067</b>
	d = 27.6 in	<b>23070</b>		<b>23071</b>		<b>23072</b>	<b>23073</b>		<b>23074</b>	<b>23075</b>	<b>23076</b>	<b>23077</b>
	d = 31.5 in			<b>23081</b>		<b>23082</b>	<b>23083</b>		<b>23084</b>	<b>23085</b>	<b>23086</b>	<b>23087</b>
	d = 35.45 in				<b>23091</b>		<b>23093</b>		<b>23094</b>	<b>23095</b>	<b>23096</b>	<b>23097</b>
	w in	27.6	29.55	31.5	35.45	39.4	47.25	51.2	55.15	63	70.9	78.75
	h in	15.75, 20.9, 23.25, 25.2, 28, <b>29.15</b> , 29.95, 32.3										



## Product information

## EcoTable-R

## Trapezoidal, semicircular, and circular tables with round legs.

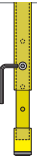



**Frame** made from welded round steel legs with a rectangular steel top frame, all powder-coated.

**Table** in 8 fixed heights or with Allen-key height adjustment, heights in accordance with DIN EN 1729.

**Tabletop** made from a chipboard core and a continuous pressure laminated surface (CPL), a laminated LIGNOpal chipboard with plastic or wooden edge, or a phenolic (HPL) top. All models available with square or rounded corners.

**Equipment and options:** Tables with glides for hard floors, soft floors, or 2-component universal glides; with adjustable glides; or with 2 glides and 2 lockable casters. Circular tables also available with 4 casters. Note: 29.15" table height cannot be combined with casters.

**The following material groups are available:** Frame made of steel: M1; Top made of CPL: L2; Top made of LIGNOpal: L6; Top made of phenolic (HPL): L4.

 <p>Table heights (± 0.8 in) for students' desks</p> <ul style="list-style-type: none"> <li>○ 0 = 15.75 in</li> <li>● 2 = 20.9 in</li> <li>● 3 = 23.25 in</li> <li>● 4 = 25.2 in</li> <li>● 5 = 28 in</li> <li>● 6 = 29.95 in</li> <li>● 7 = 32.3 in</li> </ul>									
	<b>EcoTable-R</b>	d = 25.6 in	<b>23014</b>		<b>23015</b>				
		d = 27.6 in		<b>23079</b>		<b>23078</b>			
		d = 31.5 in			<b>23089</b>		<b>23088</b>		
		w / ø in	51.2/25.6	55.15/27.6	63/31.5	51.2	55.15	63	
		Fixed height	<div> <span>0</span> <span>2</span> <span>3</span> <span>4</span> <span>5</span> <span>6</span> <span>7</span> </div> 29.15 in						
			<div> <span>3</span> <span>4</span> <span>5</span> <span>6</span> <span>7</span> </div> 29.15 in						
							<b>23050</b>	<b>23051</b>	<b>23053</b>
							35.45	39.4	47.25



#### Product information

### EcoTable-R

#### Teacher tables with round legs.

**Frame** made from welded round steel legs with a rectangular steel top frame, all powder-coated.








**Table heights** in 2 fixed heights.

**Tabletop** made from a chipboard core and a continuous pressure laminated surface (CPL), a laminated LIGNOpal chipboard with plastic edge, or a phenolic (HPL) top. All models available with square or rounded corners.

**Equipment and options:** Tables with glides for hard floors, soft floors, or 2-component universal glides, or with adjustable glides. Equipped on the left, right, or both sides with drawers or cabinets. Optionally available enclosed with screens on three sides.

**The following material groups are available:** Frame made of steel: M1; Top made of CPL: L2; Top made of LIGNOpal: L6; Top made of phenolic (HPL): L4.

**Further products on this page:** JUMPER Air Move.

											
EcoTable-R	d = 25.6 in	23037	23020	23030	23021	23031	23022	23032	23033	23034	23035
	w in	29.55	51.2	59.1	51.2	59.1	51.2	59.1			
	h in	29.15×29.95									



Product information

LiteTable-ST  
Stackable tables.

**Frame** made from welded round steel legs with a rectangular steel top frame, all powder-coated. The table is stackable (see table).

**Table** in 6 or 8 fixed heights or height adjustable depending on model, heights in accordance with DIN EN 1729. Models with LIGNOdur top also available with step height adjustment.

**Tabletop** made from a chipboard core and a continuous pressure laminated surface (CPL) with plastic edge with square or rounded corners, or a phenolic (HPL) top. A2512 and A2513 models available with exceptionally strong LIGNOdur top with softly rounded waterfall edges.

**Function:** With uniquely spaced table legs that, when rotated 180 degrees, allow the tables to be lined up against each other to form a continuous row without gaps.

**Equipment and options:** Tables with glides for hard floors, soft floors, or 2-component universal glides, or with 2 casters at outer legs. Models with LIGNOdur top optionally available with 4 casters. Tables are equipped with stacking protection on the underside of the frame.

**Please note:** A maximum of 4 stacked (unloaded) tables may be moved together on casters; tables with LIGNOdur tops are not recommended to be moved when stacked, due to weight.

**The following material groups are available:** Frame made of steel: M1; Top made of CPL: L2,(white writable); Top made of LIGNOdur: L1; Top made of phenolic (HPL): L4.

		Table heights (± 0.8 in) for students' desks ○ 0 = 15.75 in ● 2 = 20.9 in ● 3 = 23.25 in ● 4 = 25.2 in ● 5 = 28 in ● 6 = 29.95 in ● 7 = 32.3 in				
LiteTable-ST	LIGNOdur	Top d = 19.7 in		A2512		
	CPL, HPL	Top d = 21.7 in			21090	
		Top d = 25.6 in				21091
	LIGNOdur	Top d = 25.6 in		A2513		
		Top w in		27.6	29.55	27.6 29.55
		w Total in		30.6	32.7	30.75 32.7
		Fixed height		2 3 4 5 6 7	0 2 3 4 5 6 7	
		Height adjustable in steps		3 4 5 6 7		
		Stacking height		4	8	
		Stacking area w*d in			30.75*32.3	32.7*36.25





#### Product information

### LiteTable-ST

#### Stackable trapezoidal or semicircular table.




**Frame** made from welded round steel legs with a rectangular steel top frame, all powder-coated. The table is stackable (see table).

**Table** in 8 fixed heights.

**Tabletop** made from a chipboard core and a continuous pressure laminated surface (CPL) with plastic edge or a phenolic (HPL) top. All models available with square or round corners.

**Equipment and options:** Tables with glides for hard floors, soft floors, or 2-component universal glides, or with 2 casters at outer legs. Tables are equipped with stacking protection on the underside of the frame. Optionally it is possible to use table connectors depending on the table arrangement.

**The following material groups are available:** Frame made of steel: M1; Top made of CPL: L2,(white writable); Top made of phenolic (HPL): L4.

							
LiteTable-ST	Top d = 27.6 in		21096		21098		21003
	Top d = 31.5 in			21097		21099	
	Top w in		55.15(27.6)	63(31.5)	55.15	63	
	w Total in		57.9	63.4	57.9	63.4	
	h in		15.75, 20.9, 23.25, 25.2, 28, 29.15, 29.95, 32.3				
	Stacking height		4				
Stacking area w×d in		57.9×28.35	63.4×31.5	57.9×31.9	63.4×35.85		



Product information

LiteTable-ST  
Stackable tables.

**Frame** made from welded round steel legs with a rectangular steel top frame, all powder-coated. The table is stackable (see table).

**Table** in 8 fixed heights in accordance with DIN EN 1729.

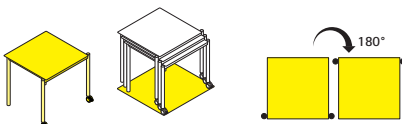

**Tabletop** made from a chipboard core and a continuous pressure laminated surface (CPL) with plastic edge or a phenolic (HPL) top. Available with square or rounded corners.

**Function:** With uniquely spaced table legs that, when rotated 180 degrees, allow the tables to be lined up against each other to form a continuous row without gaps.

**Equipment and options:** Tables with glides for hard floors, soft floors, or 2-component universal glides, or with 2 casters at outer legs. Tables are equipped with stacking protection on the underside of the frame. Optionally it is possible to use table connectors depending on the table arrangement.

**The following material groups are available:** Frame made of steel: M1; Top made of CPL: L2,(white writable); Top made of phenolic (HPL): L4.

**Further products on this page:** Compass-Soft.

																	
LiteTable-ST	Top d = 27.6 in	21092	21093	21053	21054	21055	21056	21057								21003	
	Top d = 31.5 in									21094	21095	21083	21084	21085	21086		21087
	Top w in	27.6	55.15	63	70.9	78.75	86.65	94.5	31.5	47.25	63	70.9	78.75	86.65	94.5		
	w Total in	30.75								34.65							
	h in	15.75, 20.9, 23.25, 25.2, 28, 29.15, 29.95, 32.3															
	Stacking height	8		4				8				4					
	Stacking area w in	30.75								34.65							
Stacking area d in	38.2	65.75	68.9	76.8	84.65	92.55	100.4	42.15	57.9	68.9	76.8	84.65	92.55	100.4			



### Product information

## LiteBench-ST

### Stackable benches.

**Frame** made from welded round steel legs with a rectangular steel top frame, all powder-coated. The bench is stackable (see table).

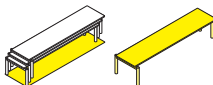
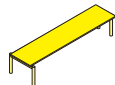
**Bench** in 6 fixed heights.

**Seat top** made from phenolic (HPL). Available with square or rounded corners.

**Function:** With uniquely spaced legs that, when rotated 180 degrees, allow the benches to be lined up against each other to form a continuous row without gaps.

**Equipment and options:** Benches with glides for hard floors, soft floors, or 2-component universal glides. Benches are equipped with stacking protection.

**The following material groups are available:** Frame made of steel: M1; Top made of phenolic (HPL): L4.

	Seating heights for students' benches ● 2 = 12.25 in ● 3 = 13.8 in ● 4 = 15 in ● 5 = 16.95 in ● 6 = 18.15 in ● 7 = 20.1 in							
<b>LiteBench-ST</b>	Seat d = 13.8 in			<b>31083</b>	<b>31084</b>	<b>31085</b>	<b>31086</b>	<b>31087</b>
	Top w in			59.1	66.95	74.85	82.7	90.6
	for table w in			63	70.9	78.75	86.65	94.5
	t Total in			16.95				
	Fixed height			2 3 4 5 6 7				
	Stacking height			4				
	Stacked footprint w×d in			65×16.95	72.85×16.95	80.75×16.95	88.6×16.95	96.5×16.95
	Weight kg			15,5	17,0	18,5	20,0	21,5



Product information

TriTable-III  
Triangular tables.

**Frame** made from welded round steel legs with a rectangular steel top frame, all powder-coated. The table is stackable (see table).

**Table** in 7 fixed heights or with Allen-key height adjustment, heights in accordance with DIN EN 1729.

**Tabletop** (right angle triangle with two equal sides) made from a chipboard core and a continuous pressure laminated surface (CPL) with plastic edge or a phenolic (HPL) top. All with round corners.

**Function:** Many combinations possible to form rows or group workspaces.

**Equipment and options:** Tables with glides for hard floors, soft floors, or 2-component universal glides; with a caster at the 90° corner; or with 3 casters. Tables are equipped with stacking protection on the underside of the frame. Optionally available with a built-in Gratrells plastic box on the long side.

**The following material groups are available:** Frame made of steel: M1; Top made of CPL: L2,(white writable); Top made of phenolic (HPL): L4; Gratrells plastic box: C3.

**Further products on this page:** Compass-VF.

	Table heights (± 0.8 in) for students' desks ○ 0 = 15.75 in ● 2 = 20.9 in ● 3 = 23.25 in ● 4 = 25.2 in ● 5 = 28 in ● 6 = 29.95 in ● 7 = 32.3 in	Configurations 			
TriTable-III			<b>01426</b>	<b>01427</b>	<b>01428</b>
	w×d in		43.75/31.5×31.5	46.5/33.5×33.5	49.25/35.45×35.45
	w×d Configuration 2 tables in		32.7×32.7	34.65×34.65	36.65×36.65
	w×d Configuration 4 tables in		44.9×44.9	47.65×47.65	50.4×50.4
	Fixed height				
	Height adjustable in steps				
Stacking height			8		






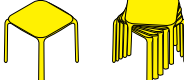
#### Product information

### DROP

#### Plastic table.

**Plastic table**, round or square, four-legged for flexible use indoors or outdoors, e.g. in break areas, great halls or the canteen. Table made from glass fibre-reinforced polypropylene with UV stabilizer. The material is tough, weather-resistant, water-repellent and easy to clean. The tabletop has flattened edges. The table legs with plastic glides are delivered disassembled and attached to the table top with screws.

**The following material groups are available:** Body made of plastic: C(white, dolphin grey).

				
				
<b>DROP</b>			<b>09365</b>	<b>09366</b>
	Table top ø / w×d		27.6	28.75×28.75
	Total ø		32.7	41
	h		28.35	
	Stacking height		5	



Product information

FlipTable-RU

Standing and sitting table with round frame and folding top.

**Frame** made from two bent, powder-coated or chrome-plated steel tubes with a centrally positioned black steel cross-piece with an articulated bracket.

**Table** in 3 or 4 fixed sitting heights depending on model, 2 fixed standing heights, or 3 step height adjustable options, heights in accordance with DIN EN 1729.

**Tabletop** made from a chipboard core and a continuous pressure laminated surface (CPL), a laminated or veneer-coated LIGNOpal chipboard with plastic or wooden edge, or a phenolic (HPL) top.

**Function:** The table can be flipped using a two-handed safety mechanism under the tabletop and the top locks in both horizontal and flipped positions. When the top is flipped the tables can be nested together to save space.

**Equipment and options:** Tables with 4 lockable casters. Optionally available with table connectors, and with writable tabletop surface to turn the table into a projection or display surface.

**The following material groups are available:** Frame made of steel: M1; Top made of CPL: L2,(white writable); Top made of LIGNOpal: L6; Top made of phenolic (HPL): L4; Top veneered: F1.

	Table heights (± 0.8 in) for students' desks Sitting (Annex A) ● 4 = 25.2 in ● 5 = 28 in ● 6 = 29.95 in ● 7 = 32.3 in Standing (Annex C) ● C4 = 34.65 in ● C6 = 41.75 in													
FlipTable-RU	d = 25.6 in	PUR / KU	22102		22103									
	d = 27.6 in	KU		22105		22106	22107	22108	22109					
	d = 31.5 in									22110	22111	22112	22113	22114
	d = 35.45 in									22115	22116	22117	22118	22119
	Fixed heights	h Sitting	4 5 29.15 in 6							5 29.15 in 6				
		h Standing	C4 C6							C4 C6				
	Height-adjustable, type 1	h Sitting	4 5 29.15 in 6							5 29.15 in 6				
	Height-adjustable, type 2		29.15 in 6 7							29.15 in 6 7				
		h Standing	C4 38.2 in							C4 38.2 in				
	w in		51.2	55.15	59.1	63	70.9	78.75	86.65	55.15	63	70.9	78.75	86.65



#### Product information

### FlipTable-TQ

#### Standing and sitting table with T-foot and square column and folding top.

**Frame** made from a powder-coated square column with a centrally positioned black steel cross-piece with an articulated bracket.


**Table** in 4 fixed sitting heights or 2 fixed standing heights, heights in accordance with DIN EN 1729.

**Tabletop** made from a chipboard core and a continuous pressure laminated surface (CPL), a laminated or veneer-coated LIGNOPAL chipboard with plastic or wooden edge, or a phenolic (HPL) top.

**Function:** The table can be flipped using a two-handed safety mechanism under the tabletop and the top locks in both horizontal and flipped positions. When the top is flipped the tables can be nested together to save space.

**Equipment and options:** Tables with 4 lockable casters. Optionally available with table connectors, and with writable tabletop surface to turn the table into a projection or display surface. The table foot is only available in chrome with a black column, if any other color is chosen the foot is powder-coated in the same color.

**The following material groups are available:** Frame made of steel: M1; Top made of CPL: L2<sub>1</sub>(white writable); Top made of LIGNOPAL: L6; Top made of phenolic (HPL): L4; Top veneered: F1.

	Table heights (± 0.8 in) for students' desks Sitting (Annex A) ● 4 = 25.2 in ● 5 = 28 in ● 6 = 29.95 in ● 7 = 32.3 in		Standing (Annex C) ● C4 = 34.65 in ● C6 = 41.75 in							
FlipTable-TQ	d = 25.6 in	PUR / KU		22142		22143				
	d = 27.6 in	KU			22145		22146	22147	22148	22149
	d = 31.5 in				22150		22151	22152	22153	22154
	d = 35.45 in				22155		22156	22157	22158	22159
	Fixed heights	h Sitting					4 5 29.15 in 6			
		h Standing					C4 C6			
	w in			51.2	55.15	59.1	63	70.9	78.75	86.65



Product information

FlipTable-TR  
Standing and sitting table with T-foot and round column  
and folding top.

**Frame** made from a powder-coated round column with a centrally positioned black steel cross-piece with an articulated bracket.

**Table** in 4 fixed sitting heights or 2 fixed standing heights, heights in accordance with DIN EN 1729.

**Tabletop** made from a chipboard core and a continuous pressure laminated surface (CPL), a laminated or veneer-coated LIGNOPal chipboard with plastic or wooden edge, or a phenolic (HPL) top.

**Function:** The table can be flipped using a two-handed safety mechanism under the tabletop and the top locks in both horizontal and flipped positions. When the top is flipped the tables can be nested together to save space.

**Equipment and options:** Tables with 4 lockable casters. Optionally available with table connectors, and with writable tabletop surface to turn the table into a projection or display surface. The table foot is only available in chrome with a black column, if any other color is chosen the foot is powder-coated in the same color.

**The following material groups are available:** Frame made of steel: M1; Top made of CPL: L2,(white writable); Top made of LIGNOPal: L6; Top made of phenolic (HPL): L4; Top veneered: F1.

	Table heights (± 0.8 in) for students' desks Sitting (Annex A)      Standing (Annex C) ● 4 = 25.2 in      ● C4 = 34.65 in ● 5 = 28 in      ● C4 = 34.65 in ● 6 = 29.95 in      ● C6 = 41.75 in							
FlipTable-TR	d = 27.6 in	KU		22125	22126	22127	22128	22129
	d = 31.5 in			22130	22131	22132	22133	22134
	d = 35.45 in			22135	22136	22137	22138	22139
	Fixed heights	h Sitting		4 5 29.15 in 6				
		h Standing		C4 C6				
	w in			55.15	63	70.9	78.75	86.65





#### Product information

### Puzzle

#### Freeform table.

**Frame** made from welded round steel legs with a rectangular steel top frame, all powder-coated.

**Table** in 6 fixed heights.


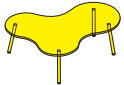

**Tabletop** made from laminated LIGNOpal chipboard with plastic or beech edge.

**Function:** The table features an innovative shape that invites collaboration, allowing each person their own space while still offering proximity to all other participants. Tables can be easily combined for larger group work.

**Equipment and options:** Table with adjustable plastic or felt glides.

**The following material groups are available:** Frame made of steel: M1; Top made of LIGNOpal: L6.

**Further products on this page:** Hokki.

	Table heights (± 0.8 in) for students' desks ● 2 = 20.9 in ● 3 = 23.25 in ● 4 = 25.2 in ● 5 = 28 in ● 6 = 29.95 in ● 7 = 32.3 in		
<b>Puzzle</b>			<b>01470</b>
	w×d in		65×44.9
	Fixed height		



Product information

### TeamTable

#### Freeform stand-at table.

**Frame** made from welded round steel legs with a rectangular steel top frame, all powder-coated.

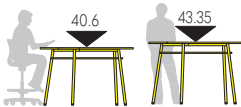


**Table** in 2 fixed heights.

**Tabletop** made from laminated, linoleum-coated, or veneered LIGNOpal chipboard with plastic or beech edge.

**Function:** The table features an innovative shape that invites collaboration, allowing each person their own space while still offering proximity to all other participants. Tables can be easily combined for larger group work.

**Equipment and options:** The table has a storage shelf made from laminated LIGNOpal chipboard under the tabletop for easy access to materials. Table with adjustable plastic or felt glides.

**The following material groups are available:** Frame made of steel: M1; Top made of LIGNOpal: L6; Top made of linoleum: L8; Top veneered: F1.

			
TeamTable			01471
	w×h×d (for raised sitting)		65×40.6×44.9
	w×h×d (stand-at table)		65×43.35×44.9



#### Product information

### RondoLift-Q

#### Height-adjustable sitting/standing table with square column.


**Frame** made from a square central column and a four-legged cross base, all powder-coated. Column with integrated gas spring and hand switch at the tabletop edge. This is protected against unintentional release of the gas spring.

**Table height** is infinitely adjustable (see table).

**Tabletop** made from a chipboard core and a continuous pressure laminated surface (CPL), a laminated or veneer-coated LIGNOpal chipboard with plastic or wooden edge, or a phenolic (HPL) top.

**Equipment and options:** The cross base is equipped with lockable casters or adjustable plastic or felt glides. The square tables are optionally equipped with a foldable and lockable tabletop from a width of 35.45" - when combined with the optional writable tabletop surface, the table can become a projection or display surface.

**The following material groups are available:** Frame made of steel: M2; Top made of CPL: L2,(white writable); Top made of LIGNOpal: L6; Top made of phenolic (HPL): L4; Top veneered: F1.

					
RondoLift-Q	h = 27.6-44.3 in		<b>22231</b>	<b>22232</b>	<b>22233</b>
	w×d in		31.5×31.5	35.45×34.45	39.4×39.4
	Star foot ø in		41		
	Optional		Screen		
			Folding tabletop		



Product information

RondoLift-R  
Height-adjustable sitting/standing table  
with round column.


**Frame** made from a round central column and a four-legged cross base, all powder-coated. Column with integrated gas spring and hand switch at the tabletop edge. This is protected against unintentional release of the gas spring.

**Table height** is infinitely adjustable (see table).

**Tabletop** made from a chipboard core and a continuous pressure laminated surface (CPL), a laminated or veneer-coated LIGNOpal chipboard with plastic or wooden edge, or a phenolic (HPL) top.

**Equipment and options:** The cross base is equipped with lockable casters or adjustable plastic or felt glides. The round tables are optionally equipped with a foldable and lockable tabletop from a width of 35.45" - when combined with the optional writable tabletop surface, the table can become a projection or display surface.

**The following material groups are available:** Frame made of steel: M2; Top made of CPL: L2,(white writable); Top made of LIGNOpal: L6; Top made of phenolic (HPL): L4; Top veneered: F1.

						
RondoLift-R	h = 27.6-44.3 in		22235	22236	22237	22238
	ø in		31.5	35.45	39.4	47.25
	Star foot ø in		33.5		41	
	Optional			Folding tabletop		



#### Product information

### RondoLift-Q

#### Height-adjustable sitting/standing teacher table with square column.

**Frame** made from a square central column and a four-legged cross base, all powder-coated. Column with integrated gas spring and hand switch at the tabletop edge. This is protected against unintentional release of the gas spring.




**Table height** is infinitely adjustable (see table).

**Tabletop** made from a chipboard core and a continuous pressure laminated surface (CPL), a laminated or veneer-coated LIGNOpal chipboard with plastic or wooden edge, or a phenolic (HPL) top.

**Equipment and options:** The cross base is equipped with lockable casters or adjustable plastic or felt glides. Optionally available with 1 or 2 lockable drawers depending on the model, as well as a modesty screen.

**Electrification** (model 22247) optionally with a free-hanging cable tube.

**The following material groups are available:** Frame made of steel: M2; Top made of CPL: L2,(white writable); Top made of LIGNOpal: L6; Top made of phenolic (HPL): L4; Top veneered: F1.

					
RondoLift-Q Teach	h = 27.6-44.3 in		<b>22245</b>	<b>22246</b>	<b>22247</b>
	w*d in		47.25×27.6	51.2×33.1	47.25×33.1
	Star foot w*d in		37.8×26.4		
	Drawer w*h*d in		19.7×4.75×14.6		20.5×3.15×18.9
	Optional		Screen		
			1 Drawer		2 Drawers



Product information

RondoLift-R  
Height-adjustable sitting/standing teacher table  
with round column.

**Frame** made from a round central column and a four-legged cross base, all powder-coated. Column with integrated gas spring and hand switch at the tabletop edge. This is protected against unintentional release of the gas spring.




**Table height** is infinitely adjustable (see table).

**Tabletop** made from a chipboard core and a continuous pressure laminated surface (CPL), a laminated or veneer-coated LIGNOpal chipboard with plastic or wooden edge, or a phenolic (HPL) top.

**Equipment and options:** The cross base is equipped with lockable casters or adjustable plastic or felt glides. Optionally available with 1 or 2 lockable drawers depending on the model, as well as a modesty screen.

**Electrification** (model 22242) optionally with a free-hanging cable tube.

**The following material groups are available:** Frame made of steel: M2; Top made of CPL: L2,(white writable); Top made of LIGNOpal: L6; Top made of phenolic (HPL): L4; Top veneered: F1.

					
RondoLift-R Teach	h = 27.6-44.3 in		22240	22241	22242
	w*d in		47.25*27.6	51.2*33.1	47.25*33.1
	Star foot w*d in		37.8*26.4		
	Drawer w*h*d in		19.7*4.75*14.6		20.5*3.15*18.9
	Optional		Screen		
			1 Drawer		2 Drawers



## Product information

## RondoSit-Q, RondoStand-Q, RondoLift-Q

**Table in fixed sitting and standing heights or height-adjustable, with square column and base.**




**Frame** made from a square central column and a square base, all powder-coated. In sitting or standing heights, as well as height adjustable with integrated gas spring. Height-adjustable models have a hand switch at the tabletop edge. This is protected against unintentional release of the gas spring.

**Table height** fixed or infinitely adjustable (see table).

**Tabletop** made from a chipboard core and a continuous pressure laminated surface (CPL), a laminated or veneer-coated LIGNOpal chipboard with plastic or wooden edge, or a phenolic (HPL) top.

**Equipment and options:** The base is equipped with adjustable plastic or felt glides.

**The following material groups are available:** Frame made of steel: M2; Top made of CPL: L2,(white writable); Top made of LIGNOpal: L6; Top made of phenolic (HPL): L4; Top veneered: F1.

														
<b>Rondo Sit-Q</b>	h = 29.15 in	<b>22200</b>	<b>22201</b>	<b>22202</b>	<b>22203</b>									
<b>Rondo Stand-Q</b>	h = 41.75 in					<b>22210</b>	<b>22211</b>	<b>22212</b>	<b>22213</b>					
<b>Rondo Lift-Q</b>	h = 27.6-44.3 in									<b>22220</b>	<b>22221</b>	<b>22222</b>	<b>22223</b>	
	w*d in	27.6*27.6	31.5*31.5	35.45*35.45	39.4*39.4	27.6*27.6	31.5*31.5	35.45*35.45	39.4*39.4	27.6*27.6	31.5*31.5	35.45*35.45	39.4*39.4	
	Disc foot w*d in							21.7*21.7						

**Table in fixed sitting and standing heights or height-adjustable, with round column and base.**

**The following material groups are available:** Frame made of steel: M2; Top made of CPL: L2,(white writable); Top made of LIGNOpal: L6; Top made of phenolic (HPL): L4; Top veneered: F1.

[illegible]





#### Product information

### TriUnion

#### Stand-at triangular tables.

**Frame** made from welded, screwed, round steel legs with a rectangular steel top frame and round foot support, all powder-coated.

**Table** in 3 fixed standing heights.

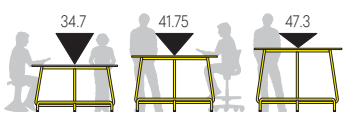
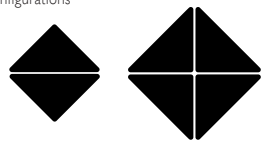
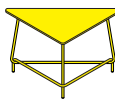
**Tabletop** (right angle triangle with two equal sides) made from laminated LIGNOpal chipboard with plastic edge or a phenolic (HPL) top. All with round corners.

**Function:** Its triangular shape encourages collaboration by quickly bringing small groups together, while the ergonomic foot rail at varying heights provides comfort for all ages. The table fits through doorways wider than 35.5".

**Equipment and options:** Tables with lockable casters or glides for hard floors or soft floors. Optionally with table connectors, as well as chrome-plated foot supports and plastic kick protection.

**The following material groups are available:** Frame made of steel: M1,(chrome-plated); Top made of LIGNOpal: L4; Top made of phenolic (HPL): L4.

**Further products on this page:** Hokki.

TriUnion	Table heights (± 0.8 in) for students' desks ● C4 = 34.7 in ● C6 = 41.75 in ● C7 = 47.3 in 	Configurations 			
			01475	01476	01477
	w×d in		64.2/46.1×46.1		
	w×d Configuration 2 tables in		48.45×48.45		
	w×d Configuration 4 tables in		68.55×68.55		
	Fixed height		C4	C6	C7



Product information

Uno-M/Uno-M-Step  
Skid desks.

**Frame** made from powder-coated steel tube with legs on flat tapering steel skids with plastic kick protection. Desk legs made from flat oval steel tube and cross-strut made from round steel tube.

**Table** in 6 fixed heights or with Allen-key height adjustment, heights in accordance with DIN EN 1729.

**Tabletop** made from laminated LIGNOpal chipboard with a plastic (KU) edge or a polyurethane (PUR) safety edge, depending on model. Some models available with exceptionally strong LIGNOdur top with softly rounded waterfall edges, and some models available with a chipboard core and a continuous pressure laminated surface (CPL) with polyurethane (PUR) safety edge or plastic (KU) edge.

**Equipment and options:** Desks with plastic glides or 2-component universal glides. Optionally available with metal grid bookshelf, backpack hooks, or different kinds of chair suspension.

**Please note:** The desk height may vary slightly depending on the type of desktop and the glides. Polyurethane (PUR) edges are extremely tough but may be subject to discoloration over time.

**The following material groups are available:** Frame made of steel tube: M1,(chrome-plated); Top made of LIGNOdur: L1; Top made of LIGNOpal-KU: L4; Top made of LIGNOpal-PUR: L2; Top made of CPL: L4.

		Table heights (± 0.8 in) for students' desks ● 2 = 20.9 in ● 3 = 23.25 in ● 4 = 25.2 in ● 5 = 28 in ● 6 = 29.95 in ● 7 = 32.3 in									
Uno-M			Uno-M				Uno-M-Step				
		Fixed height	2 3 4 5 6 7				3 4 5 6 7				
		Height adjustable in steps									
	Material										
	LIGNOdur	d = 19.7 in	02408			02405		22408			22405
	LIGNOpal-KU	d = 25.6 in		02409				22409			
	CPL-PUR	d = 25.6 in									
	LIGNOpal-KU	d = 23.65 in	02412		02413			22412		22413	
CPL-KU											
LIGNOpal-PUR	d = 25.6 in		02410		02406	02407		22410		22406	22407
	w in	27.6	29.55	47.3	51.2	59.1	27.6	29.55	47.3	51.2	59.1



#### Product information

### Uno-M-Teach Teacher desks.

**Frame** made from powder-coated flat oval steel tube with legs on flat tapering steel skids with plastic kick protection.

**Tabletop** made from laminated LIGNOpal chipboard with polyurethane (PUR) safety edge.

**Features:** Select models available with built-in cabinet and drawer, lockable upon request.

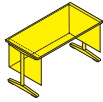
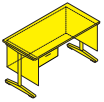
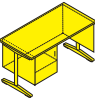
**Handles:** Choice of plastic or metal bow handles.

**Accessories and options:** Desks with glides for hard floors, soft floors, or 2-component universal glides.

**Please note:** Polyurethane (PUR) edges are extremely tough but may be subject to discoloration over time.

**The following material groups are available:** Frame made of steel tube: M1; Top made of LIGNOpal-PUR: L2; Body and front made of LIGNOpal: L6.

**Further products on this page:** PantoMove-VF.

						
Uno-M-Teach	LIGNOpal-PUR			04487	04498	04489
		w*d*h		51.2*25.6*29.95		



Product information

Uno-C  
Skid desks.

**Frame** made from C-shaped upright and flat-ended skids with plastic kick protection. Desk legs made from powder-coated or chrome-plated VS special steel tube and cross-strut made from round steel tube.

**Table** in 6 fixed heights or with Allen-key height adjustment, heights in accordance with DIN EN 1729.

**Tabletop** made from a chipboard core and a continuous pressure laminated surface (CPL) with polyurethane safety edge or a phenolic (HPL) top. Some models available with exceptionally strong LIGNOdur top with softly rounded waterfall edges.

**Equipment and options:** Tables with glides for hard floors, soft floors, or 2-component universal glides, or with glides and 2 rear casters. Optionally with backpack hook, modesty screen, metal grid bookshelf, Grattells plastic box, or chair suspension for certain chairs.

**The following material groups are available:** Frame made of steel: M1,(chrome-plated); Top made of LIGNOdur: L1; Top made of CPL: L2; Top made of phenolic (HPL): L4.

		Table heights (± 0.8 in) for students' desks ● 2 = 20.9 in ● 3 = 23.25 in ● 4 = 25.2 in ● 5 = 28 in ● 6 = 29.95 in ● 7 = 32.3 in			
Uno-C		Fixed height		2 3 4 5 6 7	
		Height adjustable in steps			
	Material				
	HPL	d = 19.7 in		22430	22432
	CPL				
		d = 25.6 in			22433
	LIGNOdur			22430	22431 22432
		w in		27.6	29.55 51.2



#### Product information

### M-Table

#### Table in standing and sitting heights.

**Constructed** of two side panels, a tabletop, and a stable, centrally positioned double cross beam.

**Table** in 2 sitting heights and 3 standing heights.

**Tabletop and side panels** made from laminated or veneer-coated chipboard.

**Equipment and options:** Side panels with plastic or felt glides. As a standing table, comes with two steel footrests.

**Electrification:** Optionally available with metal cable outlet in the center of the table on the left, right, or centered.

**Installation:** Free-standing, wall-mounted, or in combination with the M-Panel as a meeting point. For use in corridors, auditoriums, or in rooms with high safety requirements – available with a floor attachment kit.

**The following material groups are available to choose from:** Body made of laminated chipboard: L4; Top veneered: F1; Foot support: M1,(chrome-plated).

**Further products on this page:** PantoMove-VF.

	Table heights ( $\pm 0.8$ in) for students' desks <b>Sitting</b> ● 6 = 29.95 in <b>Standing</b> ● C4 = 34.7 in ● C6 = 41.75 in ● C7 = 47.3 in										
M-Table	d = 27.6 in	20403	20404	20405	20406	20407	20423	20424	20425	20426	20427
	d = 31.5 in	20413	20414	20415	20416	20417	20433	20434	20435	20436	20437
	w in	63	70.9	78.75	86.65	94.5	63	70.9	78.75	86.65	240
	Fixed heights	29.15 in 6					C4 C6 C7				



Product information

M-Panel

Meeting point with display holder.

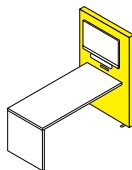
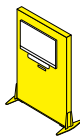
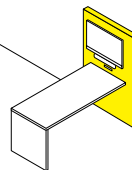
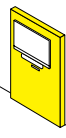
Free-standing, wall-mounted, or integrated with M-Table.

**Wall panel** as an information or meeting point to accommodate a display, sound bar or video sound bar. Panel with internal cabling. Optionally with a 2-fold Schuko socket and 2x USB.

**Construction** consisting of a black powder-coated steel frame with internal electrification. If wall-mounted, with a single-sided otherwise with double-sided panelling consisting of melamine or veneer-coated chipboard.

Free-standing or wall-mounted installation or in combination with the M-Table in sitting and standing height. In the case of a free-standing **Installation:** foot stabilisers provide stability. In traffic zones, floor mounting is recommended.

**The following material groups are available:** Front made of chipboard: L3; Top veneered: F1.

					
M-Panel	free-standing for M-Table, h = 29.15 in, sit-at	20440			
	free-standing, sit-at		20442		
	wall-mounted for M-Table, h = 29.15 in, sit-at			20441	
	wall-mounted, sit-at				
	w×h in	39.4×62.8			
	free-standing for M-Table, h = 41.75 in, stand-at	20445			
	free-standing, stand-at		20447		
	wall-mounted for M-Table, h = 41.75 in, stand-at			20446	
	wall-mounted, stand-at				
	w×h in	39.4×77.6			
d in	3.95			8	
d in base	19.7				



#### Product information

### MediaBox

#### Storage element for teacher workplaces.

**Body element** with organized access to the storage space from three sides. Protected against unauthorized access from the side, front and top by means of lockable doors and flaps. Two models permitting the teacher's desk to be positioned on either the right or left.

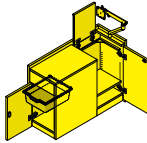


**Supporting plate** for the positioning of a document camera with cabling via the gap in the flap as well as integrating the monitor arm "Flo".

**Front area** with PC compartment and optionally also a Gratralls tray and a separate keyboard compartment.

**Side area** with compartments for a document camera and small parts.

**The following material groups are available:** Body made of chipboard: L6; Cheek made of chipboard: L3; Cheek veneered: F1.

**Further products on this page:** RondoLift-Q.

						
MediaBox					04418	04419
	Total w×h×d				16×30.55×40.4	
	Body w×h×d				15×29.15×39.4	
	Position substructure side				left	right

# Truth is, schools need a better way to **organize, store, and access their stuff.**

## Modular storage solutions

The right storage solution should **elegantly organize, unify, and complement any space.**

Our modular systems are comprised of storage units crafted to provide personalization and versatility. Each design in our collection lends itself to a range of configurations, allowing you to meet the needs of your space. Whether you need a building-wide storage system, some comprehensive classroom or multipurpose space storage, our solutions allow for a seamless transition while maximizing use of space.





# Storage

---



**Product information**

**SpaceStation**  
**Stationary, wall-mounted storage elements with**  
**rails for Certwood bins.**





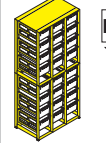
**Frame** made from bent and welded rectangular steel tube on 4 adjustable feet and a steel top. Optionally with a rear panel, two side panels, and a hinged door made of steel. Side panels have a cutout for easy gripping. All steel parts are powder-coated. Storage elements must be fixed to the wall and can be connected together in a series.

**Modular system** consisting of 1, 2, or 3 columns.

**Rail system** of ABS plastic sits between the frames and allows bins to hang safely when pulled out, gaining access to the full bin. The rails fit different sizes of standard and custom Certwood bins, with or without lids. Storage elements for the 12.25" bin width can fit any combination of the four standard bin heights (single/3", double/6", triple/9", and quad/12") interchangeably. Storage elements for the custom 9" bin width can fit the VS exclusive bookbin (6" height) which is perfect for books, maker materials, and more. A combination storage element with one column for the 12.25" bin width and another column for the 9" bin width is also available.

**Locking system** with cylinder lock in door.

















**The following material groups are available:** Frame made of metal: M1; Certwood plastic bin: C9.

	Bins: <b>S</b> (SW) Standard width 12.25" <b>B</b> (BB) Bookbin width 9"					
<b>SpaceStation</b>		<b>45416</b>	<b>45417</b>	<b>45436</b>	<b>45426</b>	<b>45427</b>
	w	14.6	28.35	24.85	21.7	31.9
	hxd	72.45x19.3				
	Column/Bin configuration	1xSW	2xSW	1xSW, 1xBB	2xBB	3xBB
	Number of standard bins per column	18x Single 3", 8x Double 6" & 2x Single 3", 6x Triple 9", 4x Quad 12" & 2x Single 3"				
	Number of bookbins per column	8x Bookbin 6"				



**Single-sided mobile storage elements with rails for Certwood bins.**

**The following material groups are available:** Frame made of metal: M1; Certwood plastic bin: C9.

	Bins: <b>S</b> (SW) Standard width 12.25" <b>B</b> (BB) Bookbin width 9"	 	 	 	 	 	 	 	 
<b>SpaceWalk</b>		<b>45410</b>	<b>45411</b>	<b>45412</b>	<b>45430</b>	<b>45431</b>	<b>45420</b>	<b>45421</b>	<b>45422</b>
	w	14.6	28.35	41.75	24.85	35.45	21.7	31.9	42.55
	h×d	39.4×19.3							
	Column/Bin configuration	1×SW	2×SW	3×SW	1×SW, 1×BB	1×SW, 2×BB	2×BB	3×BB	4×BB
	Number of standard bins per column	9x Single 3", 4x Double 6" & 1x Single 3", 3x Triple 9", 2x Quad 12" & 1x Single 3"							
	Number of bookbins per column	4x Bookbin 6"							

## SpaceWalk

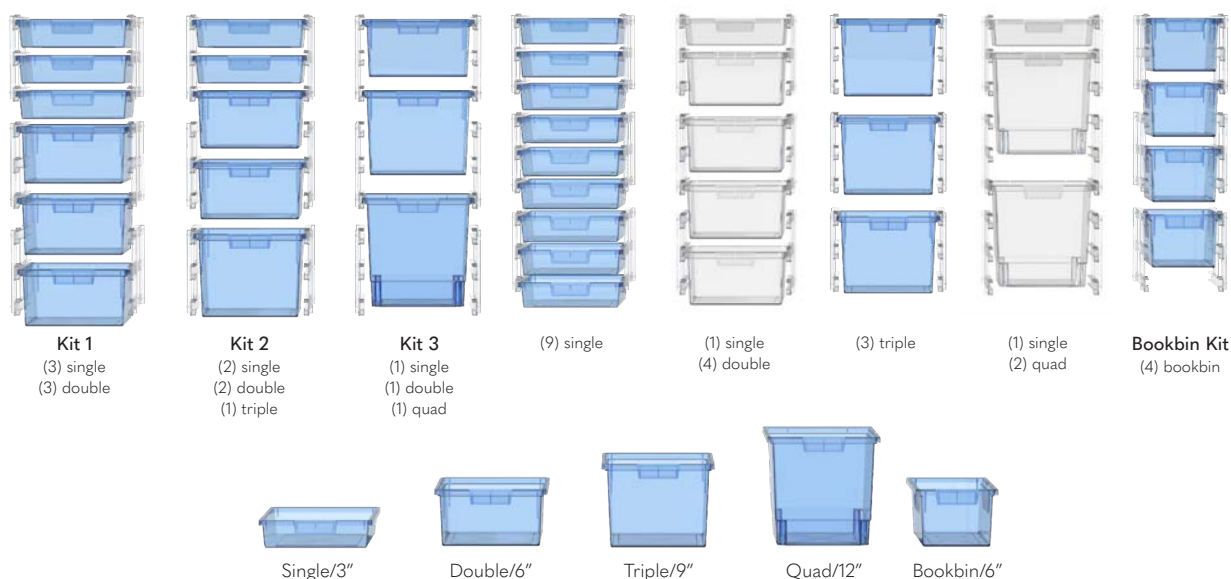
Double-sided mobile storage elements with rails for Certwood bins.

**Modular system** consisting of 2, 3, or 4 columns. Each column of bins can only be accessed from one side, but this double-sided configuration allows working from both sides by having columns facing opposite sides.

**Locking system** with cylinder lock in door.

**The following material groups are available:** Frame made of metal: M1; Certwood plastic bin: C9.

SpaceWalker		<b>45413</b>	<b>45414</b>	<b>45433</b>	<b>45434</b>	<b>45423</b>	<b>45424</b>	<b>45425</b>
	w	28.35	41.75	24.85	35.45	21.7	31.9	42.55
	hxd	39.4x19.3						
	Column/Bin configuration	2xSW	3xSW	1xSW, 1xBB	1xSW, 2xBB	2xBB	3xBB	4xBB
	Number of standard bins per column	9x Single 3", 4x Double 6" & 1 Single 3", 3x Triple 9", 2x Quad 12" & 1x Single 3"						
	Number of bookbins per column	4x Bookbin 6"						



### Product information

## SpaceCraft






### Plastic bins for SpaceStation and SpaceWalk storage elements.

**Certwood bins** in transparent color and 5 different sizes for the SpaceStation fixed wall-mounted storage and SpaceWalk mobile storage elements. Bins are removable, shatterproof, and transparent for easy viewing of contents. Five bins available, four that are 12.25" wide and in four heights (single/3", double/6", triple/9", and quad/12"); and one VS custom bookbin that is 9" wide and 6" high which is perfect for books, maker materials, art, STEM, STEAM, and more.

**Accessories:** Each bin comes with a ticket window (45497). To further customize organization, bins can be ordered with tray inserts (single division: 45489, 2 division: 45485, 3 division long: 45487, and 4 division: 45488), and the 9" bookbin can be ordered with a removable divider (45495) – up to 3 dividers fit in each bookbin. The 12.25" bins can also be ordered with lids (45496).

**Configurations:** The 12.25" wide bins are available in 7 combinations per column. 9x Single 3", 4x Double 6" & 1x Single 3", 3x Triple 9", 2x Quad 12" & 1x Single 3", Kit 1 (3x Single 3", 3x Double 6"), Kit 2 (2x Single 3", 2x Double 6", 1x Triple 9"), and Kit 3 (1x Double 6", 1x Triple 9", 1x Quad 12"). The 9" wide bookbin is available in 1 combination per column: 4x Bookbin 6".

**The following material groups are available to choose from:** Certwood plastic bin: C9.

	Max. load per 3" bin: 11 lbs. per 6" bin: 16.5 lbs. per 9" bin: 16.5 lbs. per 12" bin: 16.5 lbs.						
SpaceCraft	12.25" bins		<b>45490</b>	<b>45491</b>	<b>45492</b>	<b>45494</b>	
	9" bins						<b>49493</b>
	w		12.25				9
	h		3	6	9	12	6
	d		16.75				
			Single	Double	Triple	Quad	Book



Product information

SpaceStation-G  
Stationary, wall-mounted storage elements with  
rails for Gratnells boxes.

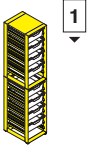
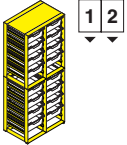




**Frame** made from bent and welded rectangular steel tube on 4 adjustable feet and a steel top. Optionally with a rear panel, two side panels, and a hinged door made of steel. Side panels have a cutout for easy gripping. All steel parts are powder-coated. Storage elements must be fixed to the wall and can be connected together in a series.

**Modular system** consisting of 1 or 2 columns.

**Rail system** of plastic guides sits between the frames and ensures a pull-out stop. The rails fit both heights of Gratnells boxes, with or without lids, interchangeably.

**Locking system** with cylinder lock in door.

**The following material groups are available:** Frame made of metal: M1; Gratnells plastic box: C3.

* Max. load per box: 11 lbs.							
SpaceStation-G		45406	45407	48565	48566	48568	48567
	w	14.6	28.35	12.3			
	h×d	72.45×19.3		3×14.8	5.95×14.8		
	Number of boxes (h 3/5.95")	18/8	36/16				
				Gratnells			
				Plastic boxes*		Top	Name plate



#### Product information

### SpaceWalk-G

#### Mobile storage elements with rails for Gratnells boxes.

















**Frame** made from bent and welded rectangular steel tube on 4 lockable dual-wheel casters and a steel top. Optionally with a rear panel, two side panels, and a hinged door made of steel. Side panels have a cutout for easy gripping. All steel parts are powder-coated.

**Modular system** consisting of 1, 2, or 3 columns.

**Rail system** of plastic guides sits between the frames and ensures a pull-out stop. The rails fit both heights of Gratnells boxes, with or without lids, interchangeably. Without the back panel the boxes can be accessed from both sides.

**Locking system** with cylinder lock in door.

**The following material groups are available:** Frame made of metal: M1; Gratnells plastic box: C3.

* Max. load per box: 11 lbs.											
											
SpaceWalk-G	one- or two-sided	45400	45401		45402						
	either side			45403		45404					
							48565	48566	48568	48567	
	w	14.6	28.35		41.75			12.3			
	h×d		39.4×19.3					3×14.8	5.95×14.8		
	Number of boxes (h 3/5.95")	9/4	18/8	18/8	27/12	27/12					
							Gratnells				
							Plastic boxes*		Top	Name plate	





Product information

LearnBox

Storage for student workstations.

**Modular cabinet system** consisting of base and add-on cabinets for individual storage space.

**Elements** made from laminated LIGNOpal chipboard with plastic edge.

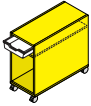
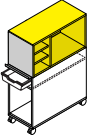
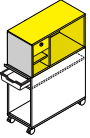
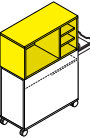
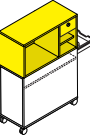
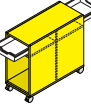
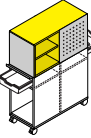
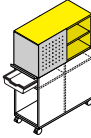
**Base cabinets** for positioning on the left or right side. With one open compartment and a Gratnells box. Optionally available with casters, 2 of which are lockable, or adjustable glides. With a cover panel or prepared for an add-on cabinet.

**Add-on cabinets** for organization on the side with open compartments or with a flap, depending on the model. With perforated metal back panel and optional perforated metal side element with pen tray, both magnetic.

**Combination** with 30" high tables. Cover panels for base cabinets to match the tabletops. Base and add-on cabinets that are accessible from both sides (40051, 40059, 40060) are available for space-optimizing use.

**The following material groups are available:** Body made of LIGNOpal: L6; Front made of LIGNOpal: L3; Perforated metal: M1.

**Further products on this page:** PantoMove-LuPo.

									
LearnBox	Usable	1-sided					2-sided		
	Lower cabinet	40050					40051		
	Add-on cabinet		40055	40056	40057	40058		40059	40060
	w		14.4						
	h	29.95	15					29.95	15
	d		27.6 (31.5)					31.5	
	Alignment to user		left	left	right	right		left	right
	Open compartment	1	4	3	4	3	1	2+2	
	Flap			1		1			





### Product information

## LearnBox

### Storage for teacher workstations.

**Modular cabinet system** consisting of base and add-on cabinets for individual storage space.

**Elements** made from laminated LIGNOpal chipboard with plastic edge.

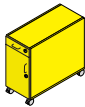
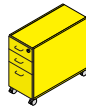

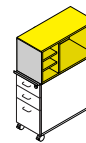
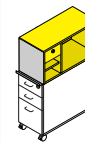
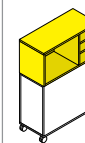
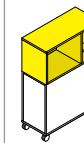
**Base cabinets** for positioning on the left or right side. Drawers or wing doors, each with bow handles, flush handles, or lever handles, as well as with cylinder or turn-knob locks. Casters available, 2 of which are lockable, or adjustable glides. With a cover panel or prepared for an add-on cabinet.

**Add-on cabinets** for organization on the side with open compartments or with a flap, depending on the model. With perforated metal back panel and optional perforated metal side element with pen tray, both magnetic.

**Combination** with 29.95" high tables. Cover panels for base cabinets to match the tabletops.

**The following material groups are available:** Body made of LIGNOpal: L6; Front made of LIGNOpal: L3; Perforated metal: M1.

**Further products on this page:** PantoMove-Soft.

								
LearnBox	Lower cabinet	40052	40053	40054	40055	40056	40057	40058
	Add-on cabinet							
	w	14.4						
	h	29.95			15			
	d	27.6 (31.5)						
	Alignment to user				links		rechts	
	Door (left / right)	1						
	Materials drawer	1	1	2				
	Drawer		2	2				
	Open compartment				4	3	4	3
Flap					1			



Product information





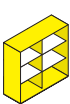
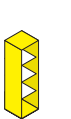

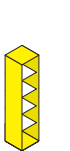
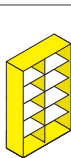
Series 500  
Shelving cabinet (base element).

**Construction** of glued bodies which can be combined next to and on top of each other into wall units (see product info for add-on element). Base made of 0.35 in chipboard or 1.6 in sheet steel.

**Body** of melamine-resin-coated chipboard with glued-on plastic edge, rows of holes and concealed adjustable feet. Back panel made from chipboard or from acoustically effective microperforated sheet and with top cover.

**Interior equipment** with adjustable shelf inserts.

**The following material groups are available:** Roller cover made of plastic: C(astral silver, white); Body and bases made of chipboard: L6; Cover top veneered: F1.

	*with 0.35 in socket									
Series 500	h	14.8* 10H	29.55* 20H	44.3* 30H	59.1* 40H	73.85* 50H				
d 16.75 (inside 13.25)	w = 16.75 (inside 15.25)	42301	42302	42303	42304	42305				
	w = 33.5 (inside 32)	42306	42307	42308	42309	42310				
	w = 47.25 (inside 22.55+22.55)			42312	42313	42314			42315	
	w = 64.25 (inside 31+31)			42317	42318					
	Shelves	-	1	2	2	4	3	6	4	8



#### Product information

### Series 500





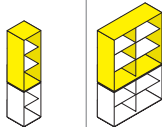
#### Shelving cabinet (add-on element).

**Construction** of glued bodies which can be combined next to and on top of each other into wall units (see product info for base element). Under each add-on cabinet with a shadow gap of 0.35 in chipboard or with a pull-out storage board of laminate.

**Body** of melamine-resin-coated chipboard with glued-on plastic edge and rows of holes. Back panel made from chipboard or from acoustically effective micro-perforated sheet and with top cover.

**Interior equipment** with adjustable shelf inserts.

**The following material groups are available:** Roller cover made of plastic: C(astral silver, white); Body and bases made of chipboard: L6; Cover top veneered: F1.

							
Series 500	h		14.8* 10H	29.55* 20H	44.3* 30H	44.3* 30H	44.3* 30H
d 16.75 (inside 13.25)	w = 16.75 (inside 15.25)		42321	42322	42323		
	w = 33.5 (inside 32)		42326	42327	42328		
	w = 47.25 (inside 22.55+22.55)			42331	42332		42333
	w = 64.25 (inside 31+31)			42336	42337		42338
	Shelves		-	1	2	2	4



Product information

Series 500  
Roller-shutter cabinet (base element).







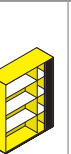


**Construction** of glued bodies which can be combined next to and on top of each other into wall units (see product info for add-on element). With removable top shelf for inspection. Base made of 0.35 in chipboard or 1.6 in sheet steel.

**Body** of melamine-resin-coated chipboard with glued-on plastic edge, rows of holes and concealed adjustable feet.

**Front** consisting of a horizontal roller shutter sliding to the right with aluminum handle strip and alternatively with a cylinder lock. Optionally roller shutter with acoustically effective micro-perforated structure, back panel made from chipboard or from acoustically effective micro-perforated sheet and with top cover.

**Interior equipment** with adjustable shelf inserts or for 33.5, 47.3 and 63 in roller-shutter cabinets different combinations of hanging frames and wide drawers.

**The following material groups are available:** Roller cover made of plastic: C(astral silver, white); Body and bases made of chipboard: L6; Cover top veneered: F1.

	*with 0.35 in socket									
Series 500	h	14.8* 10H	29.55* 20H	44.3* 30H	59.1* 40H	73.85* 50H				
d 16.75 (inside 11.9)	w = 16.75 (inside 13.3)	42351	42352	42353	42354	42355				
	w = 33.5 (inside 30.05)	42341	42342	42343	42344	42345				
	w = 47.25 (inside 30.05+13.05)			42347	42348	42349			42350	
	w = 64.25 (inside 30.05+30.05)			42339	42340					
	Shelves	-	1	2	2	4	3	6	4	8



## Product information

### Series 500

#### Roller-shutter cabinet (add-on element).






**Construction** of glued bodies which can be combined next to and on top of each other into wall units (see product info for base element). With removable top shelf for inspection. Under each add-on cabinet with a shadow gap of 0.35 in LIGNOpal or with a pull-out storage board of laminate.

**Body** of laminated LIGNOpal chipboard with plastic edge, rows of holes and concealed, adjustable feet.

**Front** consisting of a horizontal roller shutter sliding to the right with aluminum handle strip and alternatively with a cylinder lock. Optionally roller shutter with acoustically effective micro-perforated structure, back panel made from chipboard or from acoustically effective micro-perforated sheet and with top cover.

**Interior equipment** with adjustable shelf inserts.

**The following material groups are available:** Roller cover made of plastic: C(astral silver, white); Body and bases made of chipboard: L6; Cover top veneered: F1.

							
Series 500	h		14.8* 10H	29.55* 20H	44.3* 30H		
d 16.75 (inside 30,1)	w = 16.75 (inside 13.3)		42371	42372	42373		
	w = 33.5 (inside 30.05)		42376	42377	42378		
	w = 47.25 (inside 30.05+13.05)			42381	42382		42383
	w = 64.25 (inside 30.05+30.05)			42386	42387		42388
	Shelves		-	1	2	2	4



Product information

Series 600  
Storage module.

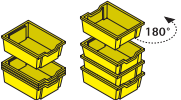



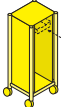



**Body** consists of a tubular-steel skeleton with 4 posts, a solid-metal bottom and 3 perforated-metal sides, each powder-coated. With design or special castors or optional adjustable feet.


**Front** open.

**Organization.** Body with vertical compartments and runners for small, medium, or large plastic boxes. Plastic boxes available in red, blue, green and yellow. The boxes can be freely combined provided the 3 different heights are taken into account. The internal partitions are made of chipboard laminated LIGNOpal chipboard. There are 3 additional side compartments of office file size.

**Plastic storage boxes** must be ordered separately.

**The following material groups are available:** Frame made of steel tube: M1; Body made of steel: M1.

	Max. load per box: 5 kg.							
								
Series 600		09196	09197	09198	09100	45244	45242	45245
Storage module	w×d	12.3×16.85				18.9×18.9	33.5×18.9	125×48
	h	3	5.95	11.85				
	h design castor 3 (3.95)						48.85 (50.4)	
	h special castor 3 (3.95)						49.25 (50.8)	
	No. of small boxes					12	24	36
	No. of medium boxes					6	12	18
	No. of large boxes					3	6	9



#### Product information

### Series 600

#### Clothes, shoe and satchel cupboard.

**Body** consists of a tubular-steel skeleton with 4 posts, a solid-metal bottom and 3 perforated-metal sides, each powder-coated. With design or special castors or optional adjustable feet.

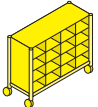
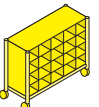
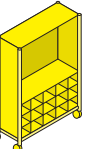
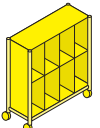
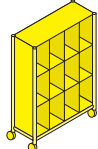
**Front** open.

**Shoe cupboard** with 16 or 20 shoe compartments of laminated LIGNOpal chipboard and plastic (KU) edges.

**Clothes cupboard**, at the bottom: 15 shoe compartments of LIGNOpal. At the top: wardrobe with 6 triple hooks.

**Satchel cupboard** with 8 or 12 satchel compartments of LIGNOpal. Self-adhesive protective rubber mats available.

**The following material groups are available:** Frame made of steel tube: M1,(chrome-plated); Body made of steel: M1.

						
Series 600		45236	45232	45233	45234	45237
Wardrobe	w×d	49.25×18.9				
	h design castor 3 (3.95)	35.05 (36.65)		62.6 (64.2)	48.85 (50.4)	62.6 (64.2)
	h special castor 3 (3.95)	35.45 (37.05)		63 (64.6)	49.25 (50.8)	63 (64.6)





Product information

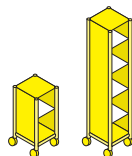
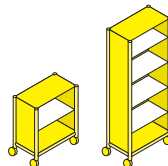
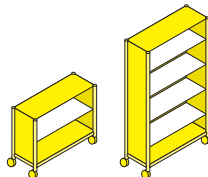
Series 600

Open cupboard.

**Body** consists of a tubular-steel skeleton with 4 tubular corners/legs, a solid metal bottom and 3 perforated-metal sides, all powder-coated. Standard with design or special castors or optional adjustable feet.

**Organization** with open compartment and adjustable shelves of steel or LIGNOpal chipboard and plastic (KU) edges.

**The following material groups are available:** Frame made of steel tube: M1,(chrome-plated); Body made of steel: M1; Bases made of chipboard: L6; Bases made of steel: M(arctic, anthracite, black RAL 9011, white).

													
Series 600		45150	45151	45152	45153	45155	45156	45157	45158	45160	45161	45162	45163
	w×d	18.9×18.9				33.5×18.9				49.25×18.9			
	h design castor 3 (3.95)	35.05 (36.65)	48.85 (50.4)	62.6 (64.2)	-- (78)	35.05 (36.65)	48.85 (50.4)	62.6 (64.2)	-- (78)	35.05 (36.65)	48.85 (50.4)	62.6 (64.2)	-- (78)
	h special castor 3 (3.95)	35.45 (37.05)	49.25 (50.8)	63 (64.6)	-- (199)	35.45 (37.05)	49.25 (50.8)	63 (64.6)	-- (78.35)	35.45 (37.05)	49.25 (50.8)	63 (64.6)	-- (78.35)
	OH	2	3	4	5	2	3	4	5	2	3	4	5












**Cupboard. Open cupboard. Storage module.**

**Front** open or with double wing doors of chipboard laminated LIGNOpal chipboard and plastic (KU) edges. The doors are fitted with metal bow handles.

**Locks.** Optionally with cylinder or turning knob locks. Model 45235 alternatively with personal property boxes and rubber mat.

**The following material groups are available:** Frame made of steel tube: M1; Front made of chipboard: L(astral silver); Body made of steel: M1.

								
<b>Series 600 Cupboards, shelves</b>		<b>45240</b>	<b>45241</b>	<b>45230</b>	<b>45231</b>	<b>45238</b>	<b>45239</b>	<b>45235</b>
	w×d	33.5×18.9	49.25×18.9			33.5×18.9		49.25×18.9
	h design castor 3 (3.95)				62.6 (64.2)			
	h special castor 3 (3.95)				63 (64.6)			



## Product information

## Series 600

**Cupboard for paper and handicraft.**

**Body** consisting of a tubular-steel body with 4 posts, a solid-sheet base and 3 perforated-plate sides, each powder-coated. With design or technical castors or optionally with adjustable feet.

**Front** with doors and drawers, each consisting of laminated LIGNOpal chipboard with plastic edge and with metal bow handles.

**Organization (top).** Cupboard element with a double wing door. Optionally with 1 or 2 shelf inserts or left side with 6 guides for plastic boxes and right side with 1 LIGNOpal shelf insert (45243).

**Organization (bottom).** 7 drawers with pull-out stop for DIN A2 format. Further formats (DIN A3, A4, A5) with drawer partitions possible (see table).

**Locks.** Both cupboard elements optionally with cylinder locks.

**Drawer partitions** and plastic storage boxes of plastic must be ordered separately.

**The following material groups are available:** Frame made of steel tube: M1,(chrome-plated); Front made of chipboard: L(astral silver); Body made of steel: M1.

[illegible]



Product information

Series 600  
Compass module.

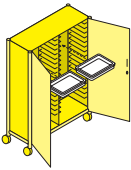


**Body** comprising a steel-tube skeleton with 4 posts, a solid-sheet base and 3 perforated-sheet sides, all powder-coated. With design or technical casters or optionally with adjustable feet.

**Front** with lockable double wing door.

**Organization.** Body with vertical compartments and rails for Compass box trays. Inner side sections and center wall made from LIGNOpal-chipboard. Body additionally with 3 folder-sized side compartments.

**Storage box trays** made from plastic must be ordered separately.

**The following material groups are available:** Frame made of steel tube: M1,(chrome-plated); Front made of LIGNOpal: L(astral silver); Body made of steel: M1.

	Max. load per box: 11 lb				
					
Series 600 Compass			48-256-00	48-257-00	45229
	w×d		20.5×16.8		49.25×18.9
	h		2.85		
	Number of box trays				34
	h design castor 3 (3.95)				62.6 (64.2)
	h special castor 3 (3.95)				63 (64.6)



Product information

Series 600

Stand-at module.

**Body** consists of a tubular-steel skeleton with 4 tubular corners/legs, a solid metal bottom and 3 perforated-metal sides, all powder-coated. Standard with design or technical castors or optional adjustable feet.

**Front** of solid metal with metal bow handles.

**Top cover** of laminated, linoleum or veneered LIGNOpal chipboard with plastic (KU) or beech (BU) edges. Choice of square or round corners.


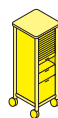
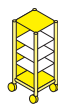
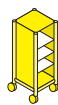
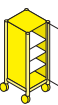
**Organization** (45100-7) either open with adjustable LIGNOpal shelves or with drawer and tambour. Bottom with pedestal unit based on steel frame with integrated rows of holes for drawers and suspension files.

**Organization** (45140-2) with 3 or 1 sided compartment either open or with door of satin glass (single pane safety) and metal knob. Adjustable shelves of laminated LIGNOpal chipboard with plastic (KU) edges.

**Locks.** Cylinder or turning knob locks optional.

**Features and options.** Designer handle, business card holder for the format 85x55 mm.

**The following material groups are available:** Frame made of steel tube: M1,(chrome-plated); Front made of steel: M1; Roller cover made of plastic: C; Body made of steel: M1; Cover top veneered: F1; Cover top made of Linoleum: L8.

									
Series 600			45100	45101	45104	45105	45140	45141	45142
	wxd		19.3x19.3				18.9x18.9		
	h design castor 3 (3.95)		43.75 (45.3)				42.95 (44.5)		
	h special castor 3 (3.95)		44.1 (45.7)				43.35 (44.9)		
	HE		3+6	3+3+3	3+6	3+3+3			



#### Product information

### Series 600

#### Tambour cupboard.

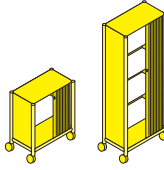
**Body** consists of a tubular-steel skeleton with tubular corners/legs and a solid metal bottom, all powder-coated as well as 3 chipboard sides. Standard with design or special castors or optional adjustable feet.

**Front** comprising all-round, horizontally sliding plastic roller shutter, optionally acoustically effective, with metal bow handle.

**Organization** with cupboard element with adjustable shelves of laminated LIGNOpal chipboard.

**Locks.** Optionally with cylinder or turning knob locks.

**The following material groups are available:** Frame made of steel tube: M1,(chrome-plated); Body made of chipboard: L(astral silver, anthracite, plain black); Roller cover made of plastic: C(astral silver).

						
<b>Series 600</b>			<b>45180</b>	<b>45181</b>	<b>45182</b>	<b>45183</b>
	wxd		36.65x18.9			
	h design castor 3 (3.95)		35.05 (36.65)	48.85 (50.4)	62.6 (64.2)	-- (78)
	h special castor 3 (3.95)		35.45 (37.05)	49.25 (50.8)	63 (64.6)	-- (78.35)
	OH		2	3	4	5



Product information

Series 600

TV, beamer and information terminal.

**Body** made from a steel-tube skeleton with 4 posts, a solid-sheet base and 2 perforated-sheet sides, each powder-coated. Comes as standard with design or technical castors or optionally with adjustable feet.

**Front** made from perforated sheet with metal bow-type handles.

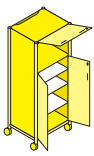
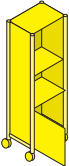
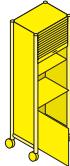
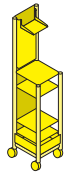
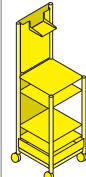
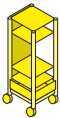
**Organisation (45204).** TV compartment with a self-closing door opening upwards. Cabinet element at the bottom with a double-wing door and 3 adjustable shelf inserts, each made of chipboard. All construction bases and adjustable shelf inserts are fitted with a cable outlet and an aluminium insert.

**Organisation (45209/10)** with open or closed (roller-shutter) compartment for monitor and printer. With lockable cabinet element (wing door) at the bottom for housing the CPU.

**Organisation (45211-13).** Racks without or with attachment for accommodating a projector. With a shelving element open on 3 sides at the bottom, optionally with cable drawer and equipment drawer.

**Locks.** Optionally with cylinder or turnknob locks.

**The following material groups are available:** Frame made of steel tube: M1,(chrome-plated); Body and front made of steel: M1; Front made of chipboard: L(astral silver).

							
Series 600		45204	45209	45210	45211	45212	45213
	w*d	33.5×25.6	25.6×18.9		18.9×18.9	25.6×25.6	18.9×18.9
	h design castor 3 (3.95)	-- (78)	-- (77.6)		-- (77.6)		42.95 (44.5)
	h special castor 3 (3.95)	-- (78.35)	-- (78)		-- (78)		43.35 (44.9)
	w*d monitor compartment	28.75×23.65×22.45	22.85×16.55	21.9×11.7			
	w*d printer compartment		22.85×16.55	21.9×16.55			
	w*h*d computer compartment		20.5×20.5×16.55				



#### Product information

### Series 600

#### Media rack-1.

**Body** consists of a tubular-steel skeleton with 4 tubular corners/legs, a solid metal bottom and 3 perforated-metal sides, all powder-coated. **Standard** with design or special castors or optional adjustable feet.

Front of satin glass (single pane safety) with metal knob.

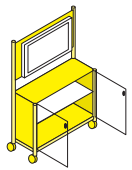
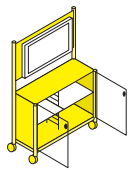
**Organization** with cupboard element with adjustable shelves of laminated LIGNOpal chipboard with plastic edges. Optional with pull-out shelf and side doors for installation of CPU.

**Media technique** can be integrated into the cupboard. Rear corner tubes can be extended upwards to accept a plasma display unit.

**Electrification** is achieved through holes with aluminum inserts in the top as well as through an optional removable back.

**Locks.** Optionally with cylinder or turning knob locks.

**The following material groups are available:** Frame made of steel tube: M1,(chrome-plated); Front made of glass: G2; Body made of steel: M1.

				
<b>Series 600</b>			<b>45200</b>	<b>45201</b>
	wxd		49.25x18.9	
	h design castor 3 (3.95)		66.15 (67.75)	
	h special castor 3 (3.95)		66.55 (68.15)	
	h body		34.3	



Product information

Series 600  
Cupboard.

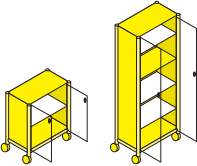
**Body** consists of a tubular-steel skeleton with 4 tubular corners/legs, a solid metal bottom and 3 perforated-metal sides, all powder-coated. Standard with design or special castors or optional adjustable feet.

**Front** of satin glass (single pane safety) with metal knob.

**Organization** with cupboard element with adjustable shelves of LIGNOpal chipboard and plastic (KU) edges.

**Locks.** Optionally with cylinder or turning knob locks.

**The following material groups are available:** Frame made of steel tube: M1,(chrome-plated); Front made of glass: G2; Body made of steel: M1.

						
Series 600			45170	45171	45172	45173
	wxd		33.5x18.9			
	h design castor 3 (3.95)		35.05 (36.65)	48.85 (50.4)	62.6 (64.2)	-- (198)
	h special castor 3 (3.95)		35.45 (37.05)	49.25 (50.8)	63 (64.6)	-- (199)
	OH		2	3	4	5





#### Product information

### Series 600

#### Sideboard.

**Body** consists of a tubular-steel skeleton with 4 tubular corners/legs, a solid metal bottom and 3 perforated-metal sides, all powder-coated. Standard with design or special castors or optional adjustable feet.

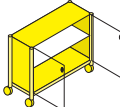
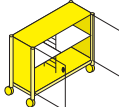
**Front** of satin glass (single pane safety) with metal knob.

**Organization** with cupboard element with adjustable shelves of LIGNOpal chipboard and plastic (KU) edges. Optional with pull-out shelf and side doors for installation of CPU.

**Electrification** is achieved through holes with aluminum inserts in the top as well as through an optional removable back.

**Locks.** Optionally with cylinder or turning knob locks.

**The following material groups are available:** Frame made of steel tube: M1,(chrome-plated); Front made of glass: G2; Body made of steel: M1.

				
<b>Series 600</b>			<b>45130</b>	<b>45131</b>
	wxd		49.25x18.9	
	h design castor 3 (3.95)		35.05 (36.65)	
	h special castor 3 (3.95)		35.45 (37.05)	
	OH		2	



Product information

Series 600

Catering module.

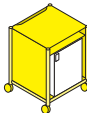
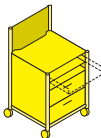
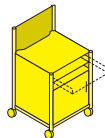
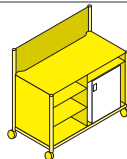
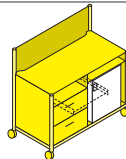
**Body** consists of a tubular-steel skeleton with 4 posts, a solid-metal bottom and 3 perforated-metal sides, each powder-coated. With design or special castors.

**Front** open and/or solid-metal with metal bow handles.

**Coffee module** (depending on model) with an open drawer for cups and small items, drawers or a storage compartment with door for water tanks. Upper cover plate made from laminated LIGNOpal chipboard and plastic (KU) edge. The cover plate acts as a surface for holding a coffee machine. Wiring/electrification through the back.

**Refrigerator module** (depending on model) with an open drawer for glasses and small items, drawers or shelf compartments and a refrigerator (not included). Upper cover plate made from LIGNOpal.

**The following material groups are available:** Frame made of steel tube: M1,(chrome-plated); Body and front made of steel: M1.

						
Series 600 Catering		45143	45144	45145	45146	45147
	w×d (storage space)	25.6×25.6 (24.05×24.05)			49.25×25.6 (47.65×24.05)	
	h design castor 3 (3.95) / back part	35.05 (36.65)	35.05 (36.65) / 48.85 (50.4)			
	h special castor 3 (3.95) / back part	35.45 (37.05)	35.45 (37.05) / 49.25 (50.8)			
		Open drawer				
		Refrigerator 62 l			Refrigerator 62 l	
			2 drawers			2 drawers
			Compartment for 2 water tanks	3 shelf compartments		



#### Product information

### Series 700

#### Cupboard and sideboard. Typ 2.1+2.2.

**Constructed** of 2 combined chipboard elements in body design, with 4 adjustable feet per element.

**Fronts** are equipped with sliding doors of chipboard running at the front and sliding doors of LIGNOpal-chipboard or glass (toughened safety glass) running on the inside. LIGNOpal-chipboard doors with glued-on plastic or beech edge. All doors can be slid over the full element width.

**Locks.** Optionally with cylinder locks.

**Handles.** Outside sliding doors with fixed knob or bow handle, inner sliding doors with short or long strip handle.

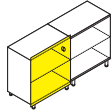
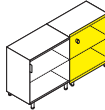
**Interior equipment** with adjustable shelf inserts (EB).


**Features.** With LIGNOpal-chipboard end panels, perforated-metal finished backs.

**Electrification.** Cable outlet is through holes with aluminum inserts in top, bottom and all adjustable shelves.

**For further information** see the system or accessory descriptions.

**The following material groups are available:** Front made of chipboard: L3,(red, yellow); Front veneered: F1; Front made of glass: G1; Body and bases made of chipboard: L6.

		Rows of holes: 1 in.			
Series 700	2 OH (Number EB 2)	h = 33.3		47101	47106
	3 OH (Number EB 4)	h = 48.05		47102	47107
	4 OH (Number EB 6)	h = 62.8		47103	47108
	5 OH (Number EB 8)	h = 77.6		47104	47109
	Type			2.1	2.2
	w*d			63.65*18.75	



Product information

Series 700  
Cupboard and sideboard. Typ 3.1.

**Constructed** of 3 combined chipboard elements in body design, with 4 adjustable feet per element.

**Fronts** are equipped with sliding doors of LIGNOpal-chipboard running at the front and sliding doors of chipboard or glass (toughened safety glass) running on the inside. LIGNOpal-chipboard doors with glued-on plastic or beech edge. All doors can be slid over the full element width.

**Locks.** Optionally with cylinder locks.

**Handles.** Outside sliding doors with fixed knob or bow handle, inner sliding doors with short or long strip handle.

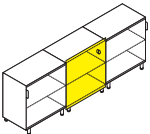
**Interior equipment** with adjustable shelf inserts (EB).

**Features.** With LIGNOpal-chipboard end panels.

**Electrification.** Cable outlet is through holes with aluminum inserts in top, bottom and all adjustable shelves.

**For further information** see the system or accessory descriptions.

**The following material groups are available:** Front made of chipboard: L3,(red, yellow); Front veneered: F1; Front made of glass: G1; Body and bases made of chipboard: L6.

		Rows of holes: 1 in.		
Series 700	2 OH (Number EB 3)	h = 33.3		47111
	3 OH (Number EB 6)	h = 48.05		47112
	4 OH (Number EB 9)	h = 62.8		47113
	5 OH (Number EB 12)	h = 77.6		47114
		Type		3.1
		w*d		95.15*18.75



#### Product information

### Series 700

#### Cupboard and sideboard. Typ 4.1+4.2+4.3.

**Constructed** of 4 combined chipboard elements in body design, with 4 adjustable feet per element.

**Fronts** are equipped with sliding doors of LIGNOpal-chipboard running at the front and sliding doors of LIGNOpal-chipboard or glass (toughened safety glass) running on the inside. LIGNOpal-chipboard doors with glued-on plastic or beech edge. All doors can be slid over the full element width.

**Locks.** Optionally with cylinder locks.

**Handles.** Outside sliding doors with fixed knob or bow handle, inner sliding doors with short or long strip handle.

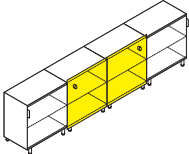
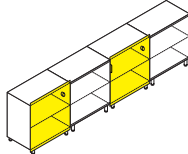
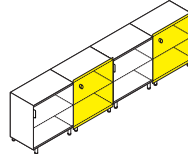
**Interior equipment** with adjustable shelf inserts (EB).

**Features.** With LIGNOpal-chipboard end panels.

**Electrification.** Cable outlet is through holes with aluminum inserts in top, bottom and all adjustable shelves.

**For further information** see the system or accessory descriptions.

**The following material groups are available:** Front made of chipboard: L3,(red, yellow); Front veneered: F1; Front made of glass: G1; Body and bases made of chipboard: L6.

		Rows of holes: 1 in.			
Series 700	2 OH (Number EB 4)	h = 33.3	47116	47121	47126
	3 OH (Number EB 8)	h = 48.05	47117	47122	47127
	4 OH (Number EB 12)	h = 62.8	47118	47123	47128
	5 OH (Number EB 16)	h = 77.6	47119	47124	47129
	Type		4.1	4.2	4.3
	w*d		126.65*18.75		



Product information

Series 800-Mobil

Mobile shelf units.

**Mobile storage element** (see table for details) in 2, 3, 4 and 5 height units and 3 fixed depths. The cabinets are suitable for a maximum additional load of 165 lbs/sqm and select models are equipped with counterweights to provide the necessary stability. Lockable 3 in design castors ensure safe mobility.

**Type:** Open cabinet, select models with central panel (CP) flush with the body or set-back for the horizontal subdivision of the body. With visible back panel fixed in groove.

**Internal equipment** consisting of shelf inserts.

**The following material groups are available:** Body and bases made of chipboard: L6.

<b>Series 800</b>	H =	34.75 2FH						49.5 3FH			64.3 5FH			79.05 5FH		
D=16.75	W= 31.5 in	47450						47453								
	W= 39.4 in	47462	47463	47464				47465	47466	47467						
	W= 47.25 in	47474	47475	47476	47477	47478	47479	47480	47481	47482						
D=19.7	W= 31.5 in	47456						47459								
	W= 39.4 in	47468	47469	47470				47471	47472	47473						
	W= 47.25 in	47483	47484	47485	47486			47487	47488	47489						
D=22.85	W= 31.5 in	47550						47553			47556			47559		
	W= 39.4 in	47562	47563	47564				47565	47566	47567	47568	47569	47570	47571	47572	47573
	W= 47.25 in	47574	47575	47576	47577			47580	47581	47582	47583	47584	47585	47587	47588	47589
	Adj. shelf inserts	1	2	2	6	8	12	2	4	4	3	6	6	4	8	8
	Wooden boxes H=5.55	-	-	-	-	12	16	-	-	-	-	-	-	-	-	-
	CP, CPsb	-	CP	CPsb	CP	CP	CP	-	CP	CPsb	-	CP	CPsb	-	CP	CPsb



## Product information

### Series 800-Mobil

#### Mobile swing-door cabinets.

**Mobile storage element** (see table for details) in 2, 3, 4 and 5 height units and 3 fixed depths. The cabinets are suitable for a maximum additional load of 165 lbs/sqm and select models are equipped with counterweights to provide the necessary stability. Lockable 3 in design castors ensure safe mobility.

**Type:** Swing-door cabinet, some with central panel (CP) flush with the body or set-back for the horizontal subdivision of the body. With visible back panel fixed in groove.

**Front** consisting of 2 wing doors with single lock. Models indicating a flush central panel (CP) will be equipped with 2 independently locking doors. With bow handles, inset handles or turning knobs.

**Locking system** with cylinder or turn knob locks as standard.

**Internal equipment** consisting of shelf inserts.

**The following material groups are available:** Body and bases made of chipboard: L6; Front made of chipboard: L3; Front veneered: F1.

<b>Series 800</b>	H =	34.75 3FH				49.5 3FH				64.3 5FH				79.05 5FH	
D=16.75	W= 31.5 in	<b>47400</b>	<b>47401</b>	<b>47402</b>		<b>47403</b>	<b>47404</b>	<b>47405</b>							
	W= 39.4 in	<b>47412</b>	<b>47413</b>	<b>47414</b>		<b>47415</b>	<b>47416</b>	<b>47417</b>							
	W= 47.25 in	<b>47424</b>	<b>47425</b>	<b>47426</b>	<b>47427</b>	<b>47430</b>	<b>47431</b>	<b>47432</b>							
D=19.7	W= 31.5 in	<b>47406</b>	<b>47407</b>	<b>47408</b>		<b>47409</b>	<b>47410</b>	<b>47411</b>							
	W= 39.4 in	<b>47418</b>	<b>47419</b>	<b>47420</b>		<b>47421</b>	<b>47422</b>	<b>47423</b>							
	W= 47.25 in	<b>47433</b>	<b>47434</b>	<b>47435</b>	<b>47436</b>	<b>47437</b>	<b>47438</b>	<b>47439</b>							
D=22.85	W= 31.5 in	<b>47500</b>	<b>47501</b>	<b>47502</b>		<b>47503</b>	<b>47504</b>	<b>47505</b>	<b>47506</b>	<b>47507</b>	<b>47508</b>	<b>47509</b>	<b>47510</b>	<b>47511</b>	
	W= 39.4 in	<b>47512</b>	<b>47513</b>	<b>47514</b>		<b>47515</b>	<b>47516</b>	<b>47517</b>	<b>47518</b>	<b>47519</b>	<b>47520</b>	<b>47521</b>	<b>47522</b>	<b>47523</b>	
	W= 47.25 in	<b>47524</b>	<b>47525</b>	<b>47526</b>	<b>47527</b>	<b>47530</b>	<b>47531</b>	<b>47532</b>	<b>47533</b>	<b>47534</b>	<b>47535</b>	<b>47537</b>	<b>47538</b>	<b>47539</b>	
	Adjustable shelf inserts	1	2	2	6	2	4	4	3	6	6	4	8	8	
	Locks / CP, CPsb	1 / -	2 / CP	1 / CPsb	1 / CPsb	1 / -	2 / CP	1 / CPsb	1 / -	2 / CP	1 / CPsb	1 / -	1 / CP	1 / CPsb	








Product information

Series 800-Mobil  
Mobile satchel cabinets.

**Mobile storage element** (see table for details) in 2, 3, 4 and 5 height units and 3 fixed depths. The cabinets are suitable for a maximum additional load of 165 lbs/sqm and select models are equipped with counterweights to provide the necessary stability. Lockable 3 in design castors ensure safe mobility.

**Type:** Open cabinet with 3 to 4 rows of satchel compartments. Some with individual plastic Gratnells boxes, 3 or 5.95 in high, in each satchel cabinet or with complete row of Gratnells boxes. Cabinet with visible back panel fixed in groove.

**The following material groups are available:** Body and bases made of chipboard: L6; Gratnells plastic box: C3.

							
Series 800 D=16.75	H =		88,2 2FH		125,7 3FH		
	W= 41.55 in		47445	47446	47447		
	W= 47.25 in					47448	
	W= 55.15 in						47449
	Number of boxes H=3/5.95		6/3	6/-	12/6	-/-	8/-
	Number of compartments		3	6	4	8	8





#### Product information

### Series 800-Mobil Mobile bin cabinets.






**Mobile storage element** (see table for details) in 2, 3, 4 and 5 height units and 3 fixed depths. The cabinets are suitable for a maximum additional load of 165 lbs/sqm and select models are equipped with counterweights to provide the necessary stability. Lockable 3 in design castors ensure safe mobility.

**Type:** Open or closed cabinet with 2 to 4 rows of plastic Grathells boxes, 3 or 5 7/8 inch high. Central panels and side elements with guide rails for Grathells boxes. Cabinet with visible back panel fixed in groove.

**Front** consisting of double swing door (CP) with bow handles, inset handles or lever handles turning knobs on select models.

**Locking system** with cylinder or turn knob locks as standard.

**The following material groups are available:** Body and bases made of chipboard: L6; Front made of chipboard: L3; Front veneered: F1; Grathells plastic box: C3.

							
<b>Series 800</b>	H =				88,2 2FH		125,7 3FH
D=16.75	W= 28 in		<b>47440</b>				
	W= 41.55 in			<b>47441</b>		<b>47443</b>	<b>47444</b>
	W= 55.15 in				<b>47442</b>		
	Number of boxes H=3/5/9/5		16/8	24/12	32/16	24/12	36/18
	Locks		-	-	-	1	1



#### Product information

### Series 800

## Cabinets and shelves with property trays in special widths (wide: 28 - 55,15).

**Element cabinet** (for details, see table) in the height units 2, 3, 4 and 5 FH.

**Type:** Special cabinets with wooden or plastic property trays. For 4 and 5 FH with a fixed construction base for vertical body division.













**Front** open or consisting of double-wing doors with bow-type handles, inset-type handles or knob handles.

**Locking system** optionally with cylinder or turnknob locks.

**Interior equipment** consisting of adjustable shelf inserts or optionally with adjustable shelf inserts and personal property boxes made of wood or with a runner system for Grannells plastic boxes/tubs.

**Construction:** Models from a height of 77.6 in or models with drawers and/or pullouts (DGUV Regel 108-007) must be secured to the wall or floor.

**The following material groups are available:** Body and bases made of chipboard: L6; Front made of chipboard: L3; Front veneered: F1; Grannells plastic box: C3.

													
<b>Series 800</b>	H (in cm for standard base) =	33.3 2FH											
D=16.75	W= 28 in					<b>44630</b>							
	W= 41.55 in						<b>44631</b>			<b>44633</b>	<b>44634</b>	<b>44635</b>	<b>44636</b>
	W= 47.25 in	<b>44238</b>	<b>44239</b>	<b>44240</b>	<b>44213</b>					<b>44633</b>	<b>44634</b>	<b>44635</b>	<b>44636</b>
	W= 55.15 in						<b>44632</b>						
D=22.85	W= 47.25 in	<b>44538</b>			<b>44513</b>								
	Adj. shelf inserts / Boxes H=3/5,95	6 / - / -			6 / - / -	- / 16 / 8	- / 24 / 12	- / 32 / 16	- / 24 / 12	- / 36 / 18	1 / 24 / 12	2 / 24 / 12	1 / 36 / 18
	Adj. shelf inserts / Wooden boxes H=5,55	6 / -	8 / 12	12 / 16									
	Locks	-	-	-	1	-	-	-	1	1	1	1	1



### Product information

## Series 800 satchel cabinets.

**Element cabinet** (see table for details) in two height units.

**Type:** Special cabinets for satchels, optionally with rail system for Gratnells plastic trays. Depending on model, with fixed construction shelf for the vertical subdivision of the body.

**The following material groups are available:** Body and bases made of chipboard: L6; Gratnells plastic box: C3.

<b>Series 800</b>	H (in cm for standard base) =	33.3 2FH			48.05 3FH			77.6 5FH			48.05 3FH		
D=16.75	W= 28 in	<b>44736</b>			<b>44739</b>			<b>44747</b>					
	W= 41.55 in		<b>44730</b>			<b>44740</b>			<b>44748</b>	<b>44731</b>	<b>44732</b>		
	W= 47.25 in											<b>44733</b>	
	W= 55.15 in			<b>44737</b>			<b>44741</b>						<b>44734</b>
	Number of boxes H=3/5/95	4/2	6/3	8/4	4/2	6/3	8/4	8/4	12/6	6/-	12/6	-/-	8/-
	Number of compartments	2	3	4	4	6	8	4	6	6	4	8	8
	Coat hooks	-	-	-	x	x	x	x	x	-	-	-	-



Product information

Series 800

Shelving cabinets (wide: 15.8 - 31.5).






**Element cabinet** (for details, see table) in the height units 2, 3, 4, 5 and 6 FH.

**Type:** Open shelving cabinet.

**Interior equipment** consisting of adjustable shelf inserts.

**Construction:** Models from a height of 77.6 in or models with drawers and/or pullouts (DGUV Regel 108-007) must be secured to the wall or floor.

**The following material groups are available:** Body and bases made of chipboard: L6.

												
<b>Series 800</b>	H (in cm for standard base) =	33.3 2FH		48.05 3FH		62.8 4FH		77.6 5FH		92.35 6FH		
D=16.75	W= 15.75 in	44030		44031		44032		44033		44034		
	W= 19.7 in	44130		44131		44132		44133		44134		
	W= 23.65 in	44230		44231		44232		44233		44234		
	W= 31.5 in	44035		44036		44037		44038		44039		
D=22.85	W= 15.75 in	44330		44331		44332		44333		44334		
	W= 19.7 in	44430		44431		44432		44433		44434		
	W= 23.65 in	44530		44531		44532		44533		44534		
	W= 31.5 in	44335		44336		44337		44338		44339		
	Adjustable shelf inserts	1		2		3		4		5		



## Product information

### Series 800

#### Shelving cabinets (wide: 39.4 - 47.3).
















**Element cabinet** (for details, see table) in the height units 2, 3, 4, 5 and 6 FH.

**Type:** Open shelving cabinet, some with center partition flush with the body or set back (CPsb) for horizontal body division.

**Interior equipment** consisting of adjustable shelf inserts.

**Construction:** Models from a height of 77.6 in or models with drawers and/or pullouts (DGUV Regel 108-007) must be secured to the wall or floor.

**The following material groups are available:** Body and bases made of chipboard: L6.

																
<b>Series 800</b>	H (in cm for standard base) =	33.3 2FH			48.05 3FH			62.8 5FH			77.6 5FH			92.35 6FH		
D=16.75	W= 39.4 in	44135	44136	44137	44141	44142	44143	44144	44145	44146	44147	44148	44149	44150	44151	44152
	W= 47.25 in	44235	44236	44237	44241	44242	44243	44244	44245	44246	44247	44248	44249	44250	44251	44252
D=22.85	W= 39.4 in	44435	44436	44437	44441	44442	44443	44444	44445	44446	44447	44448	44449	44450	44451	44452
	W= 47.25 in	44535	44536	44537	44541	44542	44543	44544	44545	44546	44547	44548	44549	44550	44551	44552
	Adjustable shelf inserts	1	2	2	2	4	4	3	6	6	4	8	8	5	10	10
	CP, CPsb	-	CP	CPsb	-	CP	CPsb	-	CP	CPsb	-	CP	CPsb	-	CP	CPsb



#### Product information

### Series 800

#### Filing cabinets (wide: 31.5 - 47.3).

**Element cabinet** (for details, see table) in the height units 2, 3, 5 and 6 FH.

**Type:** Filing or combination filing cabinet. From 5 FH with a fixed construction base for vertical body division.









**Front** consisting of a row of drawers. For 5 and 6 FH with additional storage space behind double-wing doors. Each with bow-type handles, inset-type handles or knob handles.

**Locking system** optionally with cylinder or turnknob locks.

**Interior equipment** consisting of suspension-file or wide drawers and adjustable shelf inserts behind the door fronts.

**Construction:** Models from a height of 77.6 in or models with drawers and/or pullouts (DGUV Regel 108-007) must be secured to the wall or floor.

**The following material groups are available:** Body and bases made of chipboard: L6; Front made of chipboard: L3; Front veneered: F1.

									
<b>Series 800</b>	H (in cm for standard base) =	33.3 2FH		48.05 3FH		77.6 5FH		92.35 6FH	
D=16.75	W= 31.5 in	47600	47601	47602	47603	47604	47605	47606	47607
	W= 39.4 in	47610	47611	47612	47613	47614	47615	47616	47617
D=22.85	W= 31.5 in	47700	47701	47702	47703	47704	47705	47706	47707
	W= 39.4 in	47710	47711	47712	47713	47714	47715	47716	47717
	Adjustable shelf inserts /Pull-outs	- / 2	- / 4	- / 3	- / 6	2 / 2	1 / 3	3 / 2	2 / 3
	Locks	1	1	1	1	2	2	2	2





#### Product information

### Series 800

#### Cabinets and wardrobe cabinets with one wing door (wide: 15.8 - 23.65).

**Element cabinet** (for details, see table) in the height units 2, 3, 4, 5 and 6 FH.

**Type:** Wing-door cabinet.






**Front** consisting of a single-wing door hung on the left or right with bow-type handle, inset-type handle or knob handle.

**Locking system** optionally with cylinder or turnknob locks.

**Interior equipment** consisting of adjustable shelf inserts and/or according to the depth and width dimensions with wardrobe racks, drawers or hooks on the screwed wardrobe base.

**Construction:** Models from a height of 77.6 in or models with drawers and/or pullouts (DGUV Regel 108-007) must be secured to the wall or floor.

**The following material groups are available:** Body and bases made of chipboard: L6; Front made of chipboard: L3; Front veneered: F1.

																
<b>Series 800</b>	H (in cm for standard base) =	33.3 2FH			48.05 3FH			62.8 4FH			77.6 5FH			92.35 6FH		
D=16.75	W= 15.75 in	<b>44000</b>			<b>44001</b>			<b>44002</b>			<b>44003</b>			<b>44005</b>		
	W= 19.7 in	<b>44100</b>			<b>44101</b>			<b>44102</b>			<b>44103</b>			<b>44105</b>		
	W= 23.65 in	<b>44200</b>			<b>44201</b>			<b>44202</b>			<b>44203</b>			<b>44205</b>		
D=22.85	W= 15.75 in	<b>44300</b>			<b>44301</b>			<b>44302</b>			<b>44303</b>			<b>44305</b>		
	W= 19.7 in	<b>44400</b>			<b>44401</b>			<b>44402</b>			<b>44403</b>			<b>44405</b>		
	W= 23.65 in	<b>44500</b>			<b>44501</b>			<b>44502</b>			<b>44503</b>			<b>44505</b>		
	Adjustable shelf inserts	1			2			3			4			5		
	Locks	1			1			1			1			1		



Product information

**Series 800**  
**Cabinets and wardrobe cabinets with wing doors**  
**(wide: 31.5 - 47.3).**

**Element cabinet** (for details, see table) in the height units 2, 3, 4, 5 and 6 FH.

**Type:** Wing-door cabinet, some with center partition flush with the body or set back (CPsb) for horizontal body division.
















**Front** consisting of 2 separately closing single-wing doors or one double-wing door with bow-type handles, inset-type handles or knob handles.

**Locking system** optionally with cylinder or turnknob locks.

**Interior equipment** consisting of adjustable shelf inserts and/or according to the depth and width dimensions with wardrobe racks, drawers or hooks on the screwed wardrobe base.

**Construction:** Models from a height of 77.6 in or models with drawers and/or pullouts (DGUV Regel 108-007) must be secured to the wall or floor.

**The following material groups are available:** Body and bases made of chipboard: L6; Front made of chipboard: L3; Front veneered: F1.

																
<b>Series 800</b>	H (in cm for standard base) =	33.3 2FH			48.05 3FH			62.8 4FH			77.6 5FH			92.35 6FH		
D=16.75	W= 31.5 in	44010	44011	44012	44014	44015	44016	44017	44018	44019	44020	44021	44022	44025	44026	44027
	W= 39.4 in	44110	44111	44112	44114	44115	44116	44117	44118	44119	44120	44121	44122	44125	44126	44127
	W= 47.25 in	44210	44211	44212	44214	44215	44216	44217	44218	44219	44220	44221	44222	44225	44226	44227
D=22.85	W= 31.5 in	44310	44311	44312	44314	44315	44316	44317	44318	44319	44320	44321	44322	44325	44326	44327
	W= 39.4 in	44410	44411	44412	44414	44415	44416	44417	44418	44419	44420	44421	44422	44425	44426	44427
	W= 47.25 in	44510	44511	44512	44514	44515	44516	44517	44518	44519	44520	44521	44522	44525	44526	44527
	Adjustable shelf inserts	1	2	2	2	4	4	3	6	6	4	8	8	5	10	10
	Locks / CP, CPsb	1	2 / CP	1 / CPsb	1	2 / CW	1 / CPsb	1	2 / CW	1 / CPsb	1	2 / CP	1 / CPsb	1	2 / CP	1 / CPsb





### Product information

## Series 800

### Drawer cabinets and combination cabinets (wide: 31.5 - 47.3).

**Element cabinet** (for details, see table) in the height units 2 and 5 FH.

**Type:** Drawer or combination drawer cabinet. For 5 FH with a fixed construction base for vertical body division.







**Front** consisting of 1 or 2 rows of drawers. Some with additional storage space behind single-wing doors (2 FH) or double-wing doors (5 FH). Each with bow-type handles, inset-type handles or knob handles.

**Locking system** optionally with cylinder or turnknob locks.

**Interior equipment** consisting of draws with steel sheet side elements and shelf inserts behind door panels.

**Construction:** Models from a height of 77.6 in or models with drawers and/or pullouts (DGUV Regel 108-007) must be secured to the wall or floor.

**The following material groups are available:** Body and bases made of chipboard: L6; Front made of chipboard: L3; Front veneered: F1.

							
Series 800	H (in cm for standard base) =	33.3 2FH				77.6 5FH	
D=16.75	W= 31.5 in	44831	44832	44833	44835	44834	44836
	W= 39.4 in	44841	44842	44843		44844	
	W= 47.25 in	44846	44847	44848		44849	
D=22.85	W= 31.5 in	44931	44932	44933	44935	44934	44936
	W= 39.4 in	44941	44942	44943		44944	
	W= 47.25 in	44946	44947	44948		44949	
	Adjustable shelf inserts / Drawers	1 / 5	1 / 5	- / 10	- / 5	2 / 10	2 / 5
	Locks	2	2	2	1	3	2



Product information

Series 800  
Combination cabinets and combination shelves  
(wide: 15.8 - 23.65).

**Element cabinet** (for details, see table) in the height units 5 and 6 FH.

**Type:** Combined shelving and wing-door cabinets, each with a fixed construction base for vertical body division.





**Front** open or consisting of 2 single-wing doors hung on the left or right with bow-type handles, inset-type handles or knob handles.

**Locking system** optionally with cylinder or turnknob locks.

**Interior equipment** consisting of adjustable shelf inserts.

**Construction:** Models from a height of 77.6 in or models with drawers and/or pullouts (DGUV Regel 108-007) must be secured to the wall or floor.

**The following material groups are available:** Body and bases made of chipboard: L6; Front made of chipboard: L3; Front veneered: F1.

													
<b>Series 800</b>	H (in cm for standard base) =	77.6 2+3FH (Shelf)				77.6 2+3FH			92.35 2+4FH		92.35 4+2FH		
D=16.75	W= 15.75 in	44004						44008	44006		44007		
	W= 19.7 in	44104						44108	44106		44107		
	W= 23.65 in	44204						44208	44206		44207		
D=22.85	W= 15.75 in	44304						44308	44306		44307		
	W= 19.7 in	44404						44408	44406		44407		
	W= 23.65 in	44504						44508	44506		44507		
	Adjustable shelf inserts	3						4	4		4		
	Locks	1						1	2		2		



### Product information

## Series 800

### Combination cabinets and combination shelves (wide: 31.5 - 47.3).

**Element cabinet** (for details, see table) in the height units 5 and 6 FH.

**Type:** Combined shelving and wing-door cabinets, each with a fixed construction base for vertical body division. Some with a center partition set back (CPsb) in the lower cabinet area for further subdivision.

**Front** open or consisting of double-wing doors with bow-type handles, inset-type handles or knob handles.

**Locking system** optionally with cylinder or turnknob locks.

**Interior equipment** consisting of adjustable shelf inserts.

**Construction:** Models from a height of 77.6 in or models with drawers and/or pullouts (DGUV Regel 108-007) must be secured to the wall or floor.

**The following material groups are available:** Body and bases made of chipboard: L6; Front made of chipboard: L3; Front veneered: F1.

<b>Series 800</b>	H (in cm for standard base) =	77.6 2+3FH (Shell)			77.6 2+3FH			92.35 2+4FH			92.35 4+2FH		
D=16.75	W= 31.5 in	<b>44023</b>			<b>44024</b>			<b>44009</b>		<b>44028</b>		<b>44029</b>	
	W= 39.4 in		<b>44123</b>			<b>44124</b>			<b>44109</b>		<b>44128</b>	<b>44129</b>	
	W= 47.25 in		<b>44223</b>			<b>44224</b>			<b>44209</b>		<b>44228</b>	<b>44229</b>	
D=22.85	W= 31.5 in	<b>44323</b>			<b>44324</b>			<b>44309</b>		<b>44328</b>		<b>44329</b>	
	W= 39.4 in		<b>44423</b>			<b>44424</b>			<b>44409</b>		<b>44428</b>	<b>44429</b>	
	W= 47.25 in		<b>44523</b>			<b>44524</b>			<b>44509</b>		<b>44528</b>	<b>44529</b>	
	Adjustable shelf inserts	3	2+2		3	2+2		4	5	4	2+3	4	6+1
	Locks / CP, CPsb	1 / -	1 / CPsb		2 / -	2 / CPsb		1 / -	1 / CPsb	2 / -	2 / CPsb	2 / -	2 / CPsb



Product information

Series 800  
Collection and special cabinets (wide: 31.5 - 47.3).

**Element cabinet** (for details, see table) in the height unit 5 FH.

**Type:** Collection cabinets with glass-frame doors or special cabinets with installed wardrobe, musical-instrument or kitchenette facilities. With construction base for vertical and with center partition flush with the body or set back (CPsb) for horizontal body division.


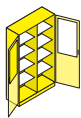
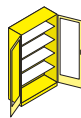
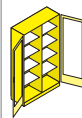
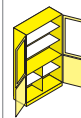
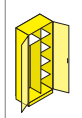
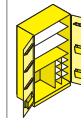
**Front** consisting of double-wing doors with bow-type handles, inset-type handles or knob handles.

**Locking system** optionally with cylinder or turnknob locks.

**Interior equipment** consisting of adjustable shelf inserts.

**Construction:** Models from a height of 77.6 in or models with drawers and/or pullouts (DGUV Regel 108-007) must be secured to the wall or floor.

**The following material groups are available:** Body and bases made of chipboard: L6; Front made of chipboard: L3; Front veneered: F1.

								
Series 800	H (in cm for standard base) =	77.6 5FH						
D=16.75	W= 31.5 in						44075	
	W= 47.25 in	44270	44271	44272	44273	44274		
D=22.85	W= 31.5 in						44375	
	W= 47.25 in	44570	44571	44572	44573	44574		44576
	Adjustable shelf inserts	4	8	4	8	2+2	4	2
	Locks / CP, CPsb	1 / -	2 / CP	1 / -	2 / MW	2 / -	1 / CPsb	1 / -



## Product information

### Series 800

#### Add-on cabinets and shelves (wide: 15.8 - 23.65).

**Element cabinet** (for details, see table) in the height unit 1, 2 and 3 FH.













**Type:** Shelving or wing-door add-on cabinet. Optionally with pedestal for mounting a ladder rail.

**Front** open or consisting of a single-wing door hung on the left or right with bow-type handle, inset-type handle or knob handle.

**Locking system** optionally with cylinder or turnknob locks.

**Interior equipment** consisting of adjustable shelf inserts.

**The following material groups are available:** Body and bases made of chipboard: L6; Front made of chipboard: L3; Front veneered: F1.

		* for ladder rail											
													
<b>Series 800</b> D=16.75	H =	14.8 1FH	*17.75 1FH	14.8 1FH	*45.0 1FH	17.75 2FH	*32.5 2FH	29.55 2FH	*32.5 2FH	44.3 2FH	*47.25 2FH	44.3 2FH	*47.25 2FH
	W= 15.75 in	47800	47820	47801	47821	44080	44090	44081	44091	47840	47860	47841	47861
	W= 19.7 in	47802	47822	47803	47823	44180	44190	44181	44191	47842	47862	47843	47863
	W= 23.65 in	47804	47824	47805	47825	44280	44290	44281	44291	47844	47864	47845	47865
D=22.85	W= 15.75 in	47900	47920	47901	47921	44380	44390	44381	44391	47940	47960	47941	47961
	W= 19.7 in	47902	47922	47903	47923	44480	44490	44481	44491	47942	47962	47943	47963
	W= 23.65 in	47904	47924	47905	47925	44580	44590	44581	44591	47944	47964	47945	47965
	Adjustable shelf inserts	-	-	-	-	1	1	1	1	2	2	2	2
	Locks	1	1	-	-	1	1	-	-	1	1	-	-



Product information

Series 800

Add-on cabinets and shelves (2 FH, wide: 31.5 - 47.3).

**Element cabinet** (for details, see table) in the height unit 2 FH.













**Type:** Shelving or wing-door add-on cabinet, some with center partition flush with the body or set back (CPsb) for horizontal body division. Optionally with pedestal for mounting a ladder rail.

**Front** open or consisting of 2 separately closing single-wing doors or one double-wing door (CPsb) with bow-type handles, inset-type handles or knob handles.

**Locking system** optionally with cylinder or turnknob locks.

**Interior equipment** consisting of adjustable shelf inserts.

**The following material groups are available:** Body and bases made of chipboard: L6; Front made of chipboard: L3; Front veneered: F1.

																	
<b>Series 800</b>	H =	29.55 2FH				32.5 2FH for ladder rail				29.55 2FH				32.5 2FH for ladder rail			
D=16.75	W= 31.5 in	44082				44092				44085				44095			
	W= 39.4 in	44182	44183	44184	44192	44193	44194	44185	44186	44187	44195	44196	44197				
	W= 47.25 in	44282	44283	44284	44292	44293	44294	44285	44286	44287	44295	44296	44297				
D=22.85	W= 31.5 in	44382				44392				44385				44395			
	W= 39.4 in	44482	44483	44484	44492	44493	44494	44485	44486	44487	44495	44496	44497				
	W= 47.25 in	44582	44583	44584	44592	44593	44594	44585	44586	44587	44595	44596	44597				
	Adjustable shelf inserts	1	2	2	1	2	2	1	2	2	1	2	2	1	2	2	2
	Locks / CP, CPsb	1 / -	2 / CP	1 / CPsb	1 / -	2 / CP	1 / CPsb	- / -	- / CP	- / CPsb	- / -	- / CP	- / CPsb	- / -	- / CP	- / CPsb	- / CPsb





## Product information

### Series 800

#### Add-on cabinets and shelves (1 FH, wide: 31.5 - 47.3).

**Element cabinet** (for details, see table) in the height unit 1 FH.

**Type:** Shelving or wing-door add-on cabinet, some with center partition flush with the body or set back (CPsb) for horizontal body division. Optionally with pedestal for mounting a ladder rail.

**Front** open or consisting of 2 separately closing single-wing doors or one double-wing door (CPsb) with bow-type handles, inset-type handles or knob handles.

**Locking system** optionally with cylinder or turnknob locks.

Series 800	H =	14.8 1FH			17.75 1FH for ladder rail			14.8 1FH			17.75 1FH for ladder rail		
D=16.75	W= 31.5 in	47806			47826			47807			47827		
	W= 39.4 in	47808	47809	47810	47828	47829	47830	47811	47812	47813	47831	47832	47833
	W= 47.25 in	47814	47815	47816	47834	47835	47836	47817	47818	47819	47837	47838	47839
D=22.85	W= 31.5 in	47906			47926			47907			47927		
	W= 39.4 in	47908	47909	47910	47928	47929	47930	47911	47912	47913	47931	47932	47933
	W= 47.25 in	47914	47915	47916	47934	47935	47936	47917	47918	47919	47937	47938	47939
	Adjustable shelf inserts	-	-	-	-	-	-	-	-	-	-	-	-
	Locks / CP, CPsb	1 / -	2 / CP	1 / CPsb	1 / -	2 / CP	1 / CPsb	- / -	- / CP	- / CPsb	- / -	- / CP	- / CPsb



Product information

Series 800

Add-on cabinets and shelves (3 FH, wide: 31.5 - 47.3).














**Element cabinet** (for details, see table) in the height unit 3 FH.

**Type:** Shelving or wing-door add-on cabinet, some with center partition flush with the body or set back (CPsb) for horizontal body division. Optionally with pedestal for mounting a ladder rail.

**Front** open or consisting of 2 separately closing single-wing doors or one double-wing door (CPsb) with bow-type handles, inset-type handles or knob handles.

**Locking system** optionally with cylinder or turnknob locks.

**Interior equipment** consisting of adjustable shelf inserts.

														
<b>Series 800</b>	H =	44.3 3FH			47.25 3FH for ladder rail			44.3 3FH			47.25 3FH for ladder rail			
D=16.75	W= 31.5 in	<b>47846</b>			<b>47866</b>			<b>47847</b>			<b>47867</b>			
	W= 39.4 in	<b>47848</b>	<b>47849</b>	<b>47850</b>	<b>47868</b>	<b>47869</b>	<b>47870</b>	<b>47851</b>	<b>47852</b>	<b>47853</b>	<b>47871</b>	<b>47872</b>	<b>47873</b>	
	W= 47.25 in	<b>47854</b>	<b>47855</b>	<b>47856</b>	<b>47874</b>	<b>47875</b>	<b>47876</b>	<b>47857</b>	<b>47858</b>	<b>47859</b>	<b>47877</b>	<b>47878</b>	<b>47879</b>	
D=22.85	W= 31.5 in	<b>47946</b>			<b>47966</b>			<b>47947</b>			<b>47967</b>			
	W= 39.4 in	<b>47948</b>	<b>47949</b>	<b>47950</b>	<b>47968</b>	<b>47969</b>	<b>47970</b>	<b>47951</b>	<b>47952</b>	<b>47953</b>	<b>47971</b>	<b>47972</b>	<b>47973</b>	
	W= 47.25 in	<b>47954</b>	<b>47955</b>	<b>47956</b>	<b>47974</b>	<b>47975</b>	<b>47976</b>	<b>47957</b>	<b>47958</b>	<b>47959</b>	<b>47977</b>	<b>47978</b>	<b>47979</b>	
	Adjustable shelf inserts	2	4	4	2	4	4	2	4	4	2	4	4	
	Locks / CP, CPsb	1 / -	2 / CP	1 / CPsb	1 / -	2 / CP	1 / CPsb	- / -	- / CP	- / CPsb	- / -	- / CP	- / CPsb	







#### Product information

### Series 800

#### Niches for installation in cabinet walls

**Element cabinet** (see table for details) in heights of 2, 3 and 4 height units.

**Type:** Niche as open storage space for decorative purposes or with cushioning as comfortable sitting area.

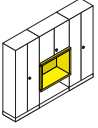
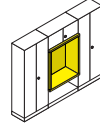
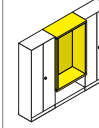
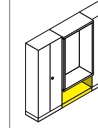
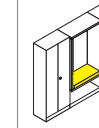
**Body** consisting of two side parts, an upper and lower panel and a rear wall. The upper and lower panels are placed flush against the side parts and fixed with dowels. Sides and upper/lower panels made from 1.6 in chipboard and rear wall from 0.8 in chipboard.

**Element cabinet** (see table for details) in height of 1 height unit.

**Type:** Open shelving cabinet as substructure for niches.

**Padded mats** made from foam with easy-to-clean artificial leather covering, black all-round surrounding strap and non-slip bottom with hidden zip fastener. Can be used as comfortable cover for sitting niches in cabinets.

**The following material groups are available:** Body made of chipboard: L6; Body made of chipboard with laminate: L3; Fabric cover: S40,64,82.

						
Series 800		Niches			Shelved base cabinet	Padded mats
	H cm =	29.5 2FH		44.3 3FH	59.05 4FH	18.55 1FH
D=18.75	W= 39.4 in	47880	47881	47882	(1x) 47884	48614
	W= 63 in		47885	47886	47887	(2x) 47889
	W= 78.75 in		47890	47891	47892	(2x) 47884
D=24.85	W= 39.4 in	47980	47981	47982	(1x) 47984	48617
	W= 63 in		47985	47986	47987	(2x) 47989
	W= 78.75 in		47990	47991	47992	(2x) 47984
	Shelved base cabinet	1	2	1	2	
	Cushioning					1-part 2-part



#### Product information

### Series 800

#### High niches for installation in cabinet walls.

**Element cabinet** (see table for details) in height unit of 5 HU.

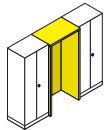
**Type:** Niche as open storage space for decorative purposes or with cushioning as comfortable sitting area.

**Body** consisting of two side parts, an upper and lower panel and a rear wall. The upper and lower panels are placed flush against the side parts and fixed with dowels. Sides and upper/lower panels made from 40-mm chipboard and rear wall from 0.8 in chipboard.

**Element cabinet** (see table for details) in height unit of 1 HU.

**Type:** Open shelving cabinet as substructure for niches.

**The following material groups are available:** Body made of chipboard with laminate: L3; Top made of chipboard: L4; HPL-top: L4.

			
<b>Series 800</b>			<b>Niches</b>
	H =		77.6 SFH
D=22.85	W= 39.4 in		<b>47983</b>
	W= 78.75 in		<b>47993</b>

## Reshape the conversation.

Mobile screens and partition walls that can be used as writing boards or for display are essential classroom fixtures. As mobile furniture elements, these create changeable learning space configurations, separating spaces both visibly and acoustically.



# Mobile Screens & Partition Walls

---



Product information

LinkUp  
Mobile partition walls.

**System** of individual mobile partition walls. Several partition walls can optionally be linked together using magnetic connecting fittings.

**Partitions** can be arranged flush against each other to save space.

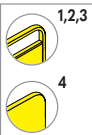









**Frame** made from a steel tube running all the way around on a crossbar with a filling element or an all-round fabric covering.

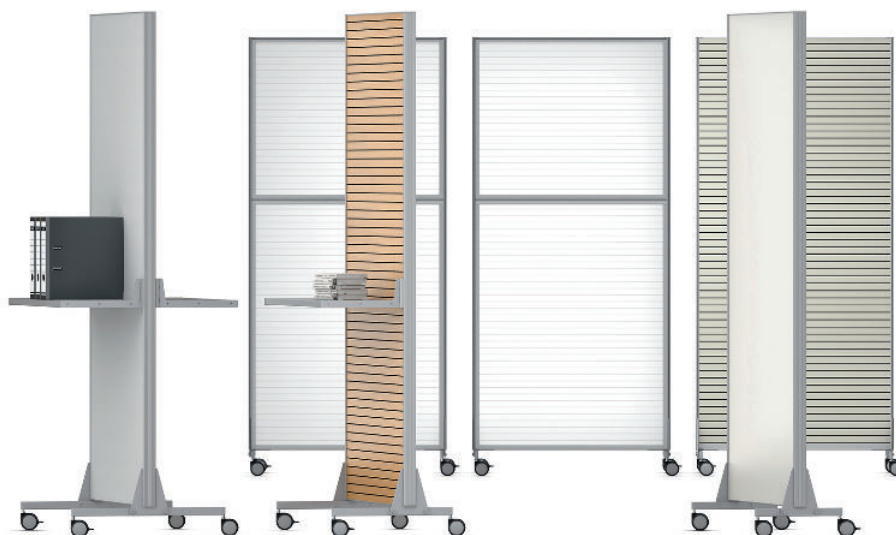
**Filling element** made of **1.** a magnetic and writable, enameled chipboard, **2.** a cork-coated, pinnable chipboard, or **3.** a cork- and textile-coated, pinnable chipboard.

**All-round fabric covering** as **4.** privacy screen and optionally with an acoustically effective filling.

**Support elements** consisting of 2 short runners, each with 2 casters.

**The following material groups are available:** Frame made of metal: M(arctic, black RAL 9011); Writing surface made of steel: E(white); Pinboard made of cork: K(natural cork); Pinboard made of fabric: S72; Fabric cover: S46,51,52,74,78,79,80.

										
LinkUp	h Total = 60.25 in	05593	05594							
	h Total = 68.15 in	05591	05592							
				07844	06962	06963	06966	07947	07896	
	w in	32.3	40.2							
	d in	12.6								
				Pen holder	Wiper	Felt cleaning cloth 10 units	Board marker 4 units	Magnet 1 unit	Pin 100 units	
	w*h*d in			5.95x5.55x1						



#### Product information

### Series 2000

#### Typ M. Functional partition.

**System** of mobile individual elements.


**Frame** construction with an all-round aluminum profile section and a filler element. Side profile section with a vertical functional rebate and an integrated pull-out plastic welt for tool-free joining of two functional screens.

**Filler element 1.** Melamine-resin-coated chipboard. **2.** Magnetically adherent enamel-coated chipboard. **3.** From a lightweight top with fabric covering. **4.** Melamine-resin-coated acoustic panel with slotting. **5.** Double-section panel.

**Support element** consisting of short and long stabilisers with castors.

**Note.** The maximum load must not be exceeded when integrating accessories in the function groove (see table).

**The following material groups are available:** Frame made of aluminum: M(anodisé); Stabiliser and foot made of aluminum: M(arctic, black RAL 9011); Writing surface made of steel: E(white); Fabric cover: S46,52,74,78,79,80; Acoustic front made of chipboard: L10; Front made of chipboard: L6.

						
Series 2000 Typ M	Total h = 48.85		05400	05401	05402	05403
	Total h = 63.4		05405	05406	05407	05408
	Total h = 78.35		05410	05411	05412	05413
	w		31.5	35.45	39.4	47.25
	maximum load		30			



**Product information**

**Series 2000**

**Typ P. Folding screen (2/3 parts).**

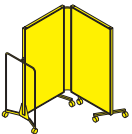
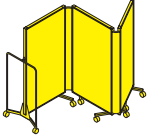
**System** consists of 2 or 3 flexibly-jointed, mobile, free-standing screen.

**Construction** is based on a four-sided frame of aluminum profile and a filling element. Add-on elements are connected by a flexible joint and can be easily folded together.

**Filling elements:** **1.** Melamine-resin laminated chipboard. **2. chipboard** laminated with a vitreous-enamelled metal sheet to which magnets adhere (at level 61.05 in). **3.** From a lightweight top with fabric covering. **4.** A melamine-resin laminated sound-absorbing panel with slits. **5.** A translucent double-ribbed board.

**Supporting element** consists of short struts each with 2 castors and a supporting castor. For safety reasons paravent screens in kindergartens and schools must be fitted with a push-handle.

**The following material groups are available:** Frame made of aluminum: M(anodisé); Stabiliser and foot made of aluminum: M(arctic, black RAL 9011); Writing surface made of steel: E(white); Fabric cover: S46,52,74,78,79,80; Acoustic front made of chipboard: L10; Front made of chipboard: L6.

										
<b>Series 2000</b> <b>Typ P</b>	h 44.3 (with castors 48.85)		<b>05530</b>	<b>05531</b>	<b>05532</b>	<b>05533</b>	<b>05545</b>	<b>05546</b>	<b>05547</b>	<b>05548</b>
	h 59.1 (with castors 63.4)		<b>05535</b>	<b>05536</b>	<b>05537</b>	<b>05538</b>	<b>05550</b>	<b>05551</b>	<b>05552</b>	<b>05553</b>
	w Element		31.5	35.45	39.4	47.25	31.5	35.45	39.4	47.25
	w sliding handle + connector		70.5	78.35	86.25	102	105.95	117.75	129.55	153.15
	No. of elements		2				3			





#### Product information

### Series 2000

#### Typ P. Folding screen (4/5 parts).

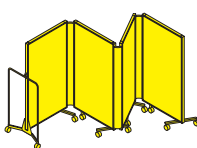
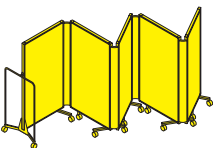
**System** consists of 4 or 5 flexibly-jointed, mobile, free-standing screen.

**Construction** is based on a four-sided frame of aluminum profile and a filling element. Add-on elements are connected by a flexible joint and can be easily folded together.

**Filling elements:** **1.** Melamine-resin laminated chipboard. **2. chipboard** laminated with a vitreous-enamelled metal sheet to which magnets adhere (at level 61.05 in). **3.** From a lightweight top with fabric covering. **4.** A melamine-resin laminated sound-absorbing panel with slits. **5.** A translucent double-ribbed board.

**Supporting element** consists of short struts each with 2 castors and a supporting castor. For safety reasons paravent screens in kindergartens and schools must be fitted with a push-handle.

**The following material groups are available:** Frame made of aluminum: M(anodisé); Stabiliser and foot made of aluminum: M(arctic, black RAL 9011); Writing surface made of steel: E(white); Fabric cover: S46,52,74,78,79,80; Acoustic front made of chipboard: L10; Front made of chipboard: L6.

										
Series 2000 Typ P	h 44.3 (with castors 48.85)		05560	05561	05562	05563	05575	05576	05577	05578
	h 59.1 (with castors 63.4)		05565	05566	05567	05568	05580	05581	05582	05583
	w Element		31.5	35.45	39.4	47.25	31.5	35.45	39.4	47.25
	w sliding handle + connector		141.35	157.1	172.85	204.35	176.8	196.5	216.2	255.55
	No. of elements		4				5			



# Materials

---

Plastics:

C1

Compass/Panto



027 dark red (NCS S 2570-R)



029 dark blue (NCS S 6030-R80B)



030 light blue (NCS S 1040-R90B)



033 light green (NCS S 1070-G60Y)



041 turquoise (RAL 210 40 20)



045 broom yellow (RAL 1032)



073 black grey (RAL 7021)



078 dolphin grey (NCS S 4500-N)

C2

Hokki



027 dark red (NCS S 2570-R)



029 dark blue (NCS S 6030-R80B)



030 light blue (NCS S 1040-R90B)



033 light green (NCS S 1070-G60Y)




041 turquoise (RAL 210 40 20)



045 broom yellow (RAL 1032)



037 traffic red (RAL 3020)




073 black grey (RAL 7021)

C3

Gratnells



015, 025 anthracite



016, 026 translucent



030, 040 dark red (NCS S 2570-R)



031, 041 dark bl. (NCS S 6030-R80B)



032, 042 light bl. (NCS S 1040-R90B)



033, 043 light gr. (NCS S 1070-G60Y)



038, 048 turquoise (RAL 210 40 20)



039, 049 broom yellow (RAL 1032)



011, 021 traffic red (RAL 3020)

C4

JUMPER



027 dark red (NCS S 2570-R)



029 dark blue (NCS S 6030-R80B)



030 light blue (NCS S 1040-R90B)



033 light green (NCS S 1070-G60Y)



041 turquoise (RAL 210 40 20)



045 broom yellow (RAL 1032)



037 traffic red (RAL 3020)



073 black grey (RAL 7021)



078 dolphin grey (NCS S 4500-N)

Information on color systems  
(e.g. NCS, RAL, Pantone)  
are always approximate values.

**C6**  
**VS Stakki**



**029** dark blue (NCS S 6030-R80B)



**033** light green (NCS S 1070-G60Y)




**037** traffic red (RAL 3020)




**073** black grey (RAL 7021)

**C9**  
**Certwood**



**CL** clear




**TB** tinted blue

**C**  
**Other Plastics**




**017** astral silver



**031** white (NCS S 1002-Y)



**073** black grey (RAL 7021)



**078** dolphin grey (NCS S 4500-N)



**328, 090, 094** white



**800, 089, 093** black

**Wood Surfaces:**  
**H1**  
**Wood Stains**



**010, 900** natural beech



**011, 901** black beech



**021** beech light gr. (NCS S 1075-G40Y)



**022** beech light bl. (NCS S 2040-R80B)



**023** beech light grey (NCS S 2000-N)



**027** beech dark red (NCS S 2570-R)



**029** beech dark bl. (NCS S 6030-R80B)



**037** beech traffic red (RAL 3020)



**041** beech turquoise (RAL 210 40 20)



**045** beech broom yellow (RAL 1032)



**051** beech polar white

**H**  
**Other Wood Stains**



**010, 900** natural beech



**011, 901** black beech



**015** natural oak

**F1**  
**Veneer**




**010** natural beech



**011** maple (canadian)



**012** natural cherry



**013** natural birch




**014** natural ash



**015** natural oak



**016** pear natural wood



**018** wenge



**019** walnut

**F2**  
**Veneer**



**010** natural beech



**011** maple (canadian)



**012** natural cherry



**013** natural birch



**014** natural ash



**015** natural oak



**016** pear natural wood



**018** wenge






























**019** walnut

**F**  
**Other Veneer**



**010** natural beech

Information on color systems  
(e.g. NCS, RAL, Pantone)  
are always approximate values.

Metal Surfaces: M1 Metals	M2 Metals	M Other Metals	M Other Chrome & Aluminum
 030 terra grey (NCS S 4005-Y50R)		 041 light grey (RAL 7035)	
 032 light blue (NCS S 0515-R80B)		 008, 018 black	
 033 light green (NCS S 1060-G70Y)		 009, 019 brilliant silver	
 041 turquoise (RAL 210 40 20)			
 045 broom yellow (RAL 1032)			
 059 arctic	 059 arctic	 059, 159 arctic	
 063 anthracite	 063 anthracite	 063 anthracite	
 065 black (NCS S 8505-G20Y)	 065 black (NCS S 8505-G20Y)	 065, 165, 910 black (NCS S 8505-G20Y)	
 071 sapphire blue (RAL 5003)			
 084 oxblood (NCS S 3650-R)			
 091 white (RAL 9016)	 091 white (RAL 9016)	 091 white (RAL 9016)	 049, 010, 020, 801 high polished alu
			 060, 011 chrome-plated
			 100 alu anodized
			 802 alu silver
		 909 silver	
Information on color systems (e.g. NCS, RAL, Pantone) are always approximate values.			

**Board Surfaces:**  
**L1**  
**LIGNOdur**



**027** natural beech laminate



**028** natural maple laminate



**031** grey white (RAL 9002)



**035** andes grey (RAL 7035)

Information on color systems  
(e.g. NCS, RAL, Pantone)  
are always approximate values.


**L2**  
**Chipboard Laminated (CPL)**



**027** natural beech laminate




**028** natural maple laminate



**031** grey white (RAL 9002)



**035** andes grey (RAL 7035)



**328** white

**L3**  
**Case Goods**



**017** astral silver



**018** anthracite



**019** plain black (NCS S 9000-N)



**027** natural beech laminate



**028** natural maple laminate



**029** natural walnut laminate




**031** grey white (RAL 9002)



**035** andes grey (RAL 7035)



**315** orange (NCS S 0570-Y40R)



**328** white



**340** natural oak laminate



**412** light blue (NCS S 0515-R80B)



**413** light green (NCS S 1060-G70Y)



**415** terra grey (NCS S 4005-Y50R)

**L4**  
**LIGNOpal 25mm, Phenolic  
(HPL), Case Goods**



**027** natural beech laminate



**028** natural maple laminate



**029** natural walnut laminate



**031** grey white (RAL 9002)



**035** andes grey (RAL 7035)



**328** white




**340** natural oak laminate





**415** terra grey (NCS S 4005-Y50R)



**L5**  
**Case Goods**
**017** astral silver**018** anthracite**019** plain black (NCS S 9000-N)**027** natural beech laminate**031** grey white (RAL 9002)**035** andes grey (RAL 7035)**328** white

Information on color systems  
(e.g. NCS, RAL, Pantone)  
are always approximate values.

**415** terra grey (NCS S 4005-Y50R)
**L6**  
**LIGNOpal 25mm, Case Goods**
**017** astral silver**018** anthracite**019** plain black (NCS S 9000-N)**027** natural beech laminate**028** natural maple laminate**029** natural walnut laminate**031** grey white (RAL 9002)**035** andes grey (RAL 7035)**328** white**340** natural oak laminate**415** terra grey (NCS S 4005-Y50R)
**L8**  
**Linoleum**
**051** red**054** ivory**057** dark grey**058** black
**L9**  
**LIGNOpal with PUR Edge**
**027** natural beech laminate**028** Ahorn Dekor natur**031** grey white (RAL 9002)**328** white

**Board Surfaces:**  
**L10**  
**Acoustic Panels**



**017** astral silver




**027** natural beech laminate



**028** natural maple laminate



**031** grey white (RAL 9002)



**328** white

Information on color systems  
(e.g. NCS, RAL, Pantone)  
are always approximate values.

**L**  
**Other Chipboard**



**017** astral silver



**018** anthracite



**019** plain black (NCS S 9000-N)



**027** natural beech laminate



**031** grey white (RAL 9002)



**328** white



**331** grey white (flat)



**443** white (Surface writable)

## Glass Surfaces

### G1

#### TSG



**002** TSG printed with stripes



**003** TSG printed plain

### G

#### Other glass



**001** TSG satin-frosted

Information on color systems  
(e.g. NCS, RAL, Pantone)  
are always approximate values.

Board Surfaces:  
E1  
Steel/Steel Enamel



020 white without lineations



019 green without lineations




100 blue without lineations



120 grey without lineations



001 green 1st school year



101 blue 1st school year



121 grey 1st school year



002 green 2nd school year




102 blue 2nd school year




122 grey 2nd school year




003 green 3rd school year



103 blue 3rd school year



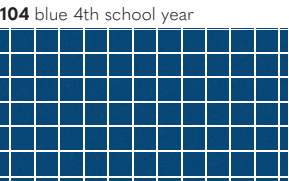
123 grey 3rd school year



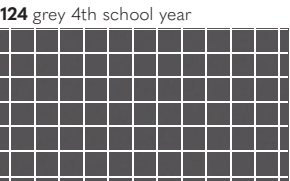
024 white 4th school year



004 green 4th school year



104 blue 4th school year



124 grey 4th school year



025 white squares 2"




005 green squares 2"




105 blue squares 2"



125 grey squares 2"




006 green squares 4"



106 blue squares 4"



126 grey squares 4"



027 white music lines



007 green music lines




107 blue music lines




127 grey music lines



029 white diamond grid 2"




009 green diamond grid 2"




109 blue diamond grid 2"



129 grey diamond grid 2"



010 green diamond grid 4"



110 blue diamond grid 4"



130 grey diamond grid 4"



140 black without Lineations




141 black 1st school year




142 black 2nd school year




143 black 3rd school year



144 black 4th school year




145 black squares 2"




146 black squares 4"



147 black music lines



149 black diamond grid 2"



150 black diamond grid 4"

**K1**  
**Bulletin Board**




081 sand (Bulletin Board 2186)




082 grey (Bulletin Board 2204)

**K**  
**Other Cork**



091, 092 Cork natural

**S72**  
**Cork with fabric Sonus**



254 anthracite (FHR05)



255 grey (FHU04)



257 grey blue (FHR06)



259 red (FHU10)



261 blue (FHU14)



262 turquoise (FHU15)

**Material:** (S254, S257) 72% Polyester, 18% Polyamide, 10% Viscose  
**Material:** (S255, S259, S261, S262) 57% Polyester, 43% Polyamide  
**Width; Weight:**  
1700 mm; 340 g/lm, 200 g/m<sup>2</sup>  
**Lightfastness:** 5 (1-8)  
**Fire resistance certifications\*:**  
EN 1021-1 (P-c, cigarette test),  
BS 476 Part 7 Class 1,  
EN 13501-1 Adhered Class B, s1, d0  
**Environmental certifications:**  
no heavy metal content

**Fabrics:**

**S40 Stamskin<sup>®</sup>**  
**by Serge Ferrari**



**847** black (00002)



**864** dark blue (10295)



**865** turquoise (20289)



**866** traffic red (07478)



**867** orange (20280)




**868** yellow (20299)



**986** dark red (07479)



**987** green (07485)



**989** grey (07445)

**Material:** Artificial leather, multilayer composite (PVC), substrate: polyamide jersey

**Abrasion cycles:**  $\geq 120.000$

**Width; Weight:**  
1400 mm; 1092 g/lm, 780 g/m<sup>2</sup>


**Fire resistance certifications\*:**

EN 1021-1 (P-c, cigarette test),  
EN 1021-2 (P-b, match test),  
NFPA 260, CAL 117

**Environmental certifications:** recyclable

\* All fire protection certificates documented on this page refer exclusively to the fabric itself, not to the complete furniture as upholstery composite.

**S46 Xtreme**  
**by Camira**



**290** black (YS009)




**291** anthracite (YS046)



**293** light grey (YS094)




**295** blue (YS005)



**296** dark green (YS045)




**299** red (YS079)



**315** dark blue (YS026)



**316** light blue (YS097)



**317** turquoise (YS160)



**318** green (YS159)



**319** dark red (YS136)

**Material:** 100% post-consumer recycled polyester, coated with two layers of acrylate; water-, oil- and dirt-repellent fluorocarbon impregnation

**Abrasion cycles; Fastness to rubbing:**  $\geq 100.000$ ; 4 wet, 4 dry  
**Width; Weight:**  
1400 mm; 435 g/lm, 310 g/m<sup>2</sup>

**Lightfastness:** 6 (1-8)

**Fire resistance certifications\*:**

EN 1021-1 (P-c, cigarette test),  
EN 1021-2 (P-b, match test),  
BS 7176 Low/Medium Hazard,  
BS 476 Part 7 Class 1, BS 5852,  
DIN 4102 B1, ÖNORM B 3825 & A 3800-1 B1/Q1, NF D 60-013, UNI 9175 class 1 IM, CAL 117

**Environmental certifications:**

OEKO-TEX 100 (category 2),  
EU Ecolabel, recyclable, with no heavy metal content

**Cleaning:** Handwash, lukewarm water; mild detergent; leave to dry thoroughly

**S51 Blazer**  
**by Camira**




**266** anthracite (CUZ67)



**270** grey (CUZ1E)




**271** dark blue (CUZ62)



**272** turquoise (CUZ1R)



**273** green (CUZ1K)



**274** yellow green (CUZ1F)



**276** red (CUZ63)



**277** russet (CUZ90)



**320** dark grey (CUZ1J)



**322** grey blue (CUZ1W)



**323** petrol (CUZ3B)

**Material:** 100% New wool

**Abrasion cycles; Fastness to rubbing:**  $\geq 50.000$ ; 4 wet, 4 dry

**Width; Weight:**  
1400 mm; 644 g/lm, 460 g/m<sup>2</sup>

**Lightfastness:** 5 (1-8)

**Fire resistance certifications\*:**

EN 1021-1 (P-c, cigarette test),  
EN 1021-2 (P-b, match test),  
BS 7176 Low/Medium Hazard,  
BS 476 Part 7 Class 1,  
EN 13501-1, Adhered Class D, s1, d0,  
ÖNORM B 3825 & A 3800-1 B1/Q1,  
NF D 60-013, UNI 9175 class 1 IM, CAL 117

**Environmental certifications:**

no heavy metal content



**S52 Nexus**  
 by Camira

**278** anthracite (UNY11)

**279** blue (UNY03)

**281** green (UNY05)




**302** red (UNY16)

**324** grey (UNY01)

**325** dark blue (UNY15)

**326** petrol (UNY10)


**Material:** 100% Polyester  
**Abrasion cycles; Fastness to rubbing:**  $\geq 100,000$ ; 4 wet, 4 dry  
**Width; Weight:** 1730 mm; 528 g/lm, 305 g/m<sup>2</sup>  
**Lightfastness:** 5 (1-8)  
**Fire resistance certifications\*:** EN 1021-1 (P-c, cigarette test), EN 1021-2 (P-b, match test), BS 7176 Low Hazard, BS 476 Part 7 Class 1, EN 13501-1 Adhered Class B, s2, d0, Un-adh. Class C, s1, d1, UNI 9175 class 1 IM, NFPA 260, CAL 117  
**Environmental certifications:** OEKO-TEX 100 (category 2), recyclable, with no heavy metal content

**S53 Xtreme**  
 by Camira

**290** black (YS009)

**293** light grey (YS094)

**295** blue (YS005)

**299** red (YS079)

**318** green (YS159)

**Material:** 100% post-consumer recycled polyester, coated with two layers of acrylate; water-, oil- and dirt-repellent fluorocarbon impregnation  
**Abrasion cycles; Fastness to rubbing:**  $\geq 100,000$ ; 4 wet, 4 dry  
**Width; Weight:** 1400 mm; 435 g/lm, 310 g/m<sup>2</sup>  
**Lightfastness:** 6 (1-8)  
**Fire resistance certifications\*:** EN 1021-1 (P-c, cigarette test), EN 1021-2 (P-b, match test), BS 7176 Low/Medium Hazard, BS 476 Part 7 Class 1, BS 5852, DIN 4102 B1, ÖNORM B 3825 & A 3800-1 B1/Q1, NF D 60-013, UNI 9175 class 1 IM, CAL 117  
**Environmental certifications:** OEKO-TEX 100 (category 2), EU Ecolabel, recyclable, with no heavy metal content  
**Cleaning:** Handwash, lukewarm water; mild detergent; leave to dry thoroughly

**S64 Mover**  
 by Alonso Mercader

**309** black (59)

**310** anthracite (RAL Design 000 35 00)


**311** grey brown (118)


**312** blue (RAL Design 260 30 30)

**313** red (124)

**314** green

**Material:** Artificial leather, surface 100% PU-PC, substrate: 100% polyester  
**Abrasion cycles:**  $\geq 200,000$   
**Width; Weight:** 1400 mm; 430 g/lm, 307 g/m<sup>2</sup>  
**Lightfastness:** 6-7 (1-8)  
**Fire resistance certifications\*:** EN 1021-1 (P-c, cigarette test), EN 1021-2 (P-b, match test), BS 5852 Crib 0,1, CAL 117

**S66 Polo**  
 by FiDiVi

**774** blue (77021)

**775** black (77033)

**776** anthracite (77030)

**778** red (77040)

**Material:** 100% Polyester  
**Abrasion cycles; Fastness to rubbing:** 150,000; 4-5 wet, 4-5 dry  
**Width; Weight:** 1400 mm; 350 g/lm, 250 g/m<sup>2</sup>  
**Lightfastness:** 6 (1-8)  
**Fire resistance certifications\*:** EN 1021-1 (P-c, cigarette test), EN 1021-2 (P-b, match test)  
**Environmental certifications:** OEKO-TEX 100 (category 2), recyclable, with no heavy metal content  
**Cleaning:** Do not wash, do not bleach, iron with medium heat, clean with perchlorethylene

\* All fire protection certificates documented on this page refer exclusively to the fabric itself, not to the complete furniture as upholstery composite.

**Fabrics:**  
**S69 Evo**  
**by VS**




**773** red (EV-5)



**787** black (EV-11)




**788** anthracite (EV-1)



**790** blue (EV-9)

**Material:** 100% Polyester  
**Abrasion cycles; Fastness to rubbing:** 150,000; 4-5 wet, 4-5 dry  
**Width; Weight:** 1400 mm; 300 g/lm, 214 g/m<sup>2</sup>  
**Pilling; Lightfastness:** 5 (1-5); 4-5 (1-8)  
**Fire resistance certifications\*:** EN 1021-1 (P-c, cigarette test), EN 1021-2 (P-b, match test)  
**Cleaning** (dry cleaning; mechanical): With tetrachloroethylene and water solution of carbonate fluoride; clean the whole surface with a damp cloth  
**Note:** Formaldehyde measurement acc. to PN-EN ISO 14184-1; colour fastness to perspiration acc. to PN-EN ISO 105-E04

**S72 Sonus**  
**by Camira**



**254** anthracite (FHR05)




**255** grey (FHU04)



**257** grey blue (FHR06)



**259** red (FHU10)




**261** blue (FHU14)




**262** turquoise (FHU15)

**Material:** (S254, S257) 72% Polyester, 18% Polyamide, 10% Viscose  
**Material:** (S255, S259, S261, S262) 57% Polyester, 43% Polyamide  
**Width; Weight:** 1700 mm; 340 g/lm, 200 g/m<sup>2</sup>  
**Lightfastness:** 5 (1-8)  
**Fire resistance certifications\*:** EN 1021-1 (P-c, cigarette test), BS 476 Part 7 Class 1, EN 13501-1 Adhered Class B, s1, d0  
**Environmental certifications:** no heavy metal content

**S74 Era**  
**by Camira**



**337** black (CSE14)




**338** grey (CSE44)




**339** light grey (CSE46)




**340** dark blue (CSE40)



**341** blue (CSE12)



**342** light blue (CSE08)



**343** petrol (CSE15)



**344** turquoise (CSE37)



**345** white green (CSE36)




**346** dark green (CSE35)



**347** light green (CSE16)




**348** grey green (CSE34)




**349** dark red (CSE28)



**350** salmon (CSE26)



**351** pink (CSE19)



**352** orange (CSE05)



**353** yellow orange (CSE27)




**354** yellow (CSE03)

**Material:** 100% Polyester  
**Abrasion cycles; Fastness to rubbing:** ≥ 100,000; 4 wet, 4 dry  
**Width; Weight :** 1400 mm; 448 g/lm, 320 g/m<sup>2</sup>  
**Lightfastness:** 5 (1-8)  
**Fire resistance certifications\*:** EN 1021-1 (P-c, cigarette test), EN 1021-2 (P-b, match test), BS 7176 Low Hazard, EN 13501-1 Adhered Class B, s1, d0, Un-adh. Class C, s1, d0, NFPA 260, CAL 117  
**Environmental certifications:** OEKO-TEX 100 (category 2), recyclable, with no heavy metal content

\* All fire protection certificates documented on this page refer exclusively to the fabric itself, not to the complete furniture as upholstery composite.



**S75 Era**  
**by Camira**

**337** black (CSE14)

**341** blue (CSE12)

**355** anthracite (CSE13)

**356** red (CSE06)

**Material:** 100% Polyester

**Abrasion cycles; Fastness to rubbing:** ≥ 100,000; 4 wet, 4 dry

**Width; Weight:**  
1400 mm; 448 g/lm, 320 g/m<sup>2</sup>

**Lightfastness:** 5 (1-8)

**Fire resistance certifications\*:**

EN 1021-1 (P-c, cigarette test),  
EN 1021-2 (P-b, match test),  
BS 7176 Low Hazard,  
EN 13501-1 Adhered Class B, s1, d0,  
Un-adh. Class C, s1, d0,  
NFPA 260, CAL 117

**Environmental certifications:**


OEKO-TEX 100 (category 2), recyclable, with no heavy metal content

**S76 Mirage E**  
**by Pugi**

**357** anthracite (6571)

**358** grey (6625)

**359** light grey (6629)

**360** grey blue (6378)

**361** dark blue (6333)


**362** blue (6331)

**363** turquoise (6366)

**364** green (6464)

**365** dark red (6236)

**366** red (6231)

**367** orange (6133)

**368** yellow (6053)

**Material:** 100% Trevira CS  
(Polyester)

**Abrasion cycles:** 100,000

**Width; Weight:**

1400 mm; 460 g/lm, 328 g/m<sup>2</sup>

**Lightfastness:** 6 (1-8)

**Fire resistance certifications\*:**

EN 1021-1 (P-c, cigarette test),  
EN 1021-2 (P-b, match test),  
BS 5852 Crib 5,  
EN 13501-1 Adhered Class B, s1, d0,  
DIN 4102 B1, ÖNORM B 3825 & A  
3800-1 B1/Q1, NF D 60-013,  
CAL 117

**Environmental certifications:**

OEKO-TEX 100 (category 2),  
recyclable

**S77 Mirage E**  
**by Pugi**

**360** grey blue (6378)

**363** turquoise (6366)

**364** green (6464)

**367** orange (6133)

**368** yellow (6053)

**Material:** 100% Trevira CS  
(Polyester)

**Abrasion cycles:** 100,000

**Width; Weight:**

1400 mm; 460 g/lm, 328 g/m<sup>2</sup>

**Lightfastness:** 6 (1-8)

**Fire resistance certifications\*:**


EN 1021-1 (P-c, cigarette test),  
EN 1021-2 (P-b, match test),  
BS 5852 Crib 5,  
EN 13501-1 Adhered Class B, s1, d0,  
DIN 4102 B1, ÖNORM B 3825 & A  
3800-1 B1/Q1, NF D 60-013,  
CAL 117

**Environmental certifications:**

OEKO-TEX 100 (category 2),  
recyclable

\* All fire protection certificates documented on this page refer exclusively to the fabric itself, not to the complete furniture as upholstery composite.

**Fabrics:**  
**S78 Step**  
**by Gabriel**



**370** grey (60092)



**371** melange grey (60092)




**372** light grey (60004)



**373** melange light grey (60004)



**374** grey blue (66148)



**375** melange grey blue (66148)



**376** marine (65018)



**377** melange marine (65018)



**378** blue (66151)




**379** melange blue (66151)



**380** light blue (66018)



**381** melange light blue (66018)



**382** turquoise (67007)



**383** melange turquoise (67007)

\* All fire protection certificates documented on this page refer exclusively to the fabric itself, not to the complete furniture as upholstery composite.



**388** olive green (68120)



**389** melange olive green (68120)



**390** light green (68162)



**391** melange light green (68162)



**392** red (64013)



**393** melange red (64013)



**394** traffic red (64179)



**395** melange traffic red (64179)



**396** orange (63082)



**397** melange orange (63082)




**369** black (60999)

**Material:** 100% Trevira CS (Polyester)  
**Abrasion cycles; Fastness to rubbing:** 100,000; 4-5 wet, 4-5 dry  
**Width; Weight:** 1400 mm; 470 g/lm, 335 g/m<sup>2</sup>  
**Pilling; Lightfastness:** 4-5 (1-5); 5-7 (1-8)  
**Fire resistance certifications\*:** EN 1021-1 (P-c, cigarette test), EN 1021-2 (P-b, match test), BS 7176 Medium Hazard, BS 5852 Crib 0,1,5, EN 13501-1 Adhered Class B, s1, d1, DIN 4102 B1, ÖNORM B 3825 & A 3800-1 B1/Q1, NF D 60-013, UNI 9175 class 1 IM, CAL 117  
**Environmental certifications:** OEKO-TEX 100 (category 2), EU Ecolabel, recyclable, with no heavy metal content

**S79 Trevi D**  
**by Pugi**



**398** black (25651)




**399** grey (25602)



**400** blue (25302)



**401** light blue (25353)



**402** petrol (25402)



**403** green (25453)



**404** red (25202)




**405** orange (25102)



**406** yellow (25051)

**Material:** 100% Trevira CS (Polyester)  
**Abrasion cycles:** 100,000  
**Width; Weight:** 1400 mm; 630 g/lm, 450 g/m<sup>2</sup>  
**Lightfastness:** 6 (1-8)  
**Fire resistance certifications\*:** EN 1021-1 (P-c, cigarette test), EN 1021-2 (P-b, match test), BS 5852 Crib 5, EN 13501-1 Adhered Class B, s1, d0, DIN 4102 B1, CAL 117  
**Environmental certifications:** OEKO-TEX 100 (category 2), recyclable


**S80 Select**  
**by Gabriel**



**407** black (60999)




**408** grey (60134)



**409** light grey (60139)



**410** grey blue (67097)



**411** dark blue (66071)



**412** blue (66190)



**413** light blue (66191)




**414** petrol (66192)



**S82 Evida  
by Hornschuch**

**415** green blue (67100)

**416** dark green (67096)

**417** green (68211)

**418** olive green (67095)

**419** red (64089)

**420** salmon (64215)

**421** pink (65117)

**422** yellow (62099)

**Material:** 85% New Zealand wool,  
15% polyamide


**Abrasion cycles; Fastness to  
rubbing:** 200,000; 4-5 wet, 4-5 dry

**Width; Weight:**  
1400 mm; 510 g/lm, 364 g/m<sup>2</sup>

**Pilling; Lightfastness:**  
4 (1-5); 5-8 (1-8)

**Fire resistance certifications\*:**  
EN 1021-1 (P-c, cigarette test),  
EN 1021-2 (P-b, match test),  
BS 5852 Crib 0,1,5, CAL 117

**Environmental certifications:**  
OEKO-TEX 100 (category 2),  
EU Ecolabel, with no heavy metal  
content


**428** black (62)

**429** grey (67)

**430** blue (68)

**431** green (59)





**432** red (57)

**Material:** Artificial leather,  
approx. 50% renewable raw ma-  
terials, approx. 30% natural raw ma-  
terials, approx. 20% mineral oil-  
based raw materials (Vinyl = PVC)

**Abrasion cycles; Fastness to  
rubbing:** 100,000; 4-5 wet, 4-5 dry  
**Width; Weight:**  
1370 mm; 1050 g/lm, 750 g/m<sup>2</sup>

**Fire resistance certifications\*:**  
EN 1021-1 (P-c, cigarette test),  
EN 1021-2 (P-b, match test),  
BS 5852 Crib 0,1, UNI 9175 class 1  
IM, NFPA 260, CAL 117

**Environmental certifications:**  
OEKO-TEX 100 (category 2),  
with no heavy metal content

**S83 Step Uni  
by Gabriel**

**369** black (60999)

**370** grey (60092)

**372** light grey (60004)

**374** grey blue (66148)

**376** marine (65018)

**378** blue (66151)

**380** light blue (66018)

**382** turquoise (67007)

**384** mint green (68157)

**386** green (68160)

**388** olive green (68120)

**390** light green (68162)

**392** red (64013)

**394** traffic red (64179)

**396** orange (63082)

**Material:** 100% Trevira CS  
(Polyester)

**Abrasion cycles; Fastness to  
rubbing:** 100,000; 4-5 wet, 4-5 dry  
**Width; Weight:**

1400 mm; 470 g/lm, 335 g/m<sup>2</sup>

**Pilling; Lightfastness:**  
4-5 (1-5); 5-7 (1-8)

**Fire resistance certifications\*:**  
EN 1021-1 (P-c, cigarette test),  
EN 1021-2 (P-b, match test),  
BS 7176 Medium Hazard,  
BS 5852 Crib 0,1,5,  
EN 13501-1 Adhered Class B, s1, d1,  
DIN 4102 B1, ÖNORM B 3825 &  
A 3800-1 B1/Q1, NF D 60-013,  
UNI 9175 class 1 IM, CAL 117

**Environmental certifications:**  
OEKO-TEX 100 (category 2),  
EU Ecolabel, recyclable,  
with no heavy metal content

\* All fire protection certificates  
documented on this page refer ex-  
clusively to the fabric itself, not to  
the complete furniture as uphol-  
stery composite.

# Sustainability

## Over a century of sustainability and craft.

For over 125 years, VS has been providing outstanding educational furniture that brings visionary design concepts into the places we learn, work, and play. Although much has changed in the industry over the decades, our fundamentals stay the same.

Our long-standing commitment to sustainability and quality craftsmanship remains our mission at VS.

As a company, we have always considered it our responsibility to commit to measures that benefit people, while protecting the natural environment. We offer our customers safe, healthy, long-life products, all manufactured in a way that contributes to environmental protection.

*Product certifications include:*




Cradle to Cradle




GREENGUARD



BIFMA Level 3





VS headquarters, designed by Behnisch Architekten, utilizes high-performance building and design strategies.

We deliberately control our energy consumption by keeping well below the permitted limit values in our new building projects, continuously improving our energy performance. Our gas-fired cogeneration plant covers 36% of our electricity consumption and also provides us with additional heating energy.







## QuickShip Program

When a project requires a short turnaround time, the QuickShip Program will help get products installed faster — in-stock products ship in 10 business days or less.

Explore available products at [vsamerica.com/quickship](https://vsamerica.com/quickship).





# V/S



VS America, Inc. | 1940 Abbott St. | Charlotte, NC 28203  
**704.378.6500** | [www.vsamerica.com](http://www.vsamerica.com)

art no. Products 06/01/25 V01

